



RANDALL COUNTY TREASURER REPORT

For January 2009

Currency & Investments

Commissioners' Court
Randall County Treasurer
Glenna Canada
Court date -- February 24, 2009

Enclosed are:

Amarillo National Bank Clearing Account – Page 1

Bank Deposit – Page 2

Tex Pool Accounts – Page 3

Investment Accounts – Page 4

Investment Overview – Page 5

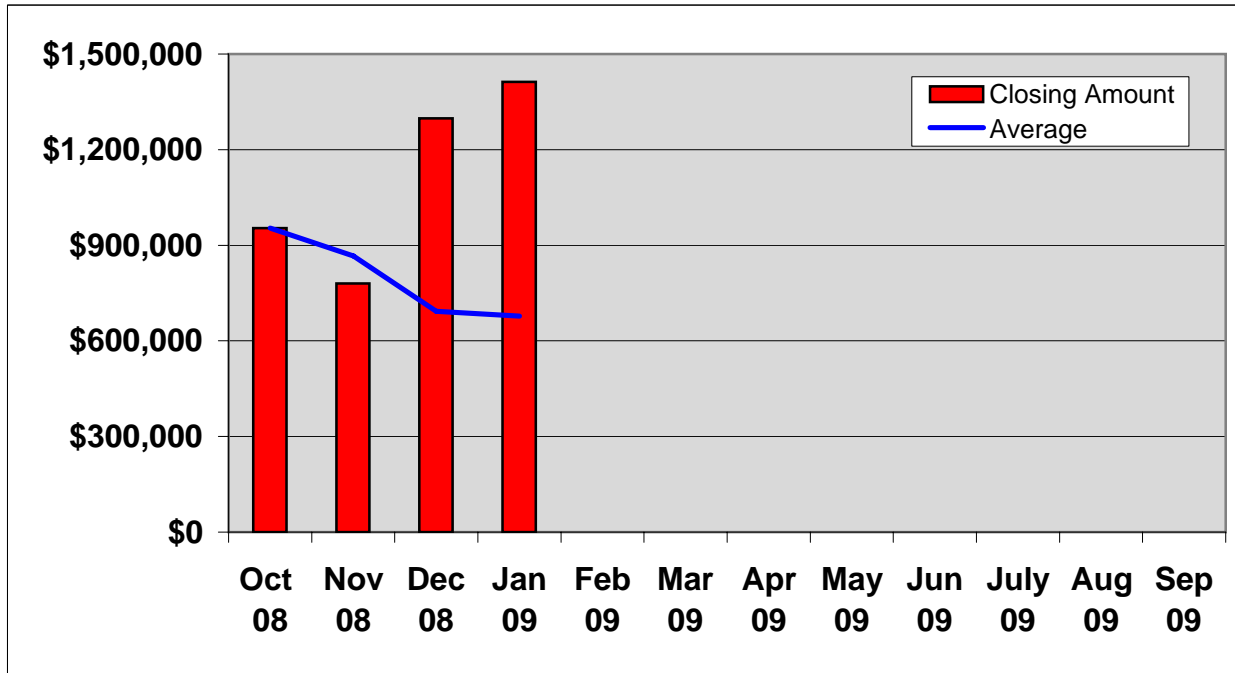
ANB Amarillo Economic Analysis – Page 6

Information is operational data as of January 31, 2009



Amarillo National Bank Clearing Account

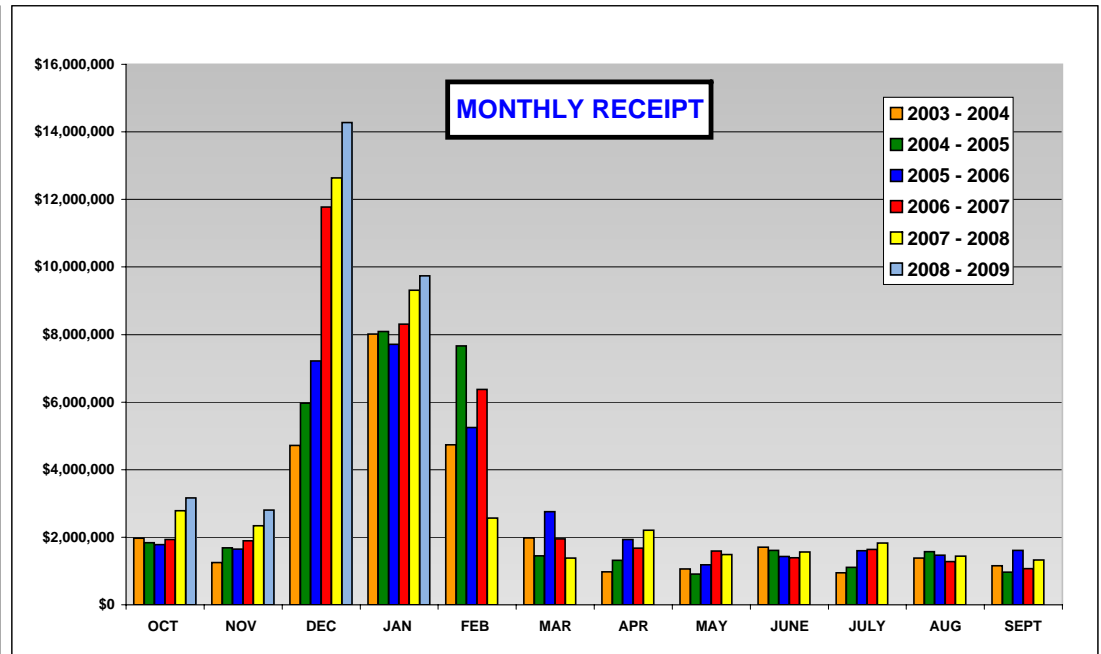
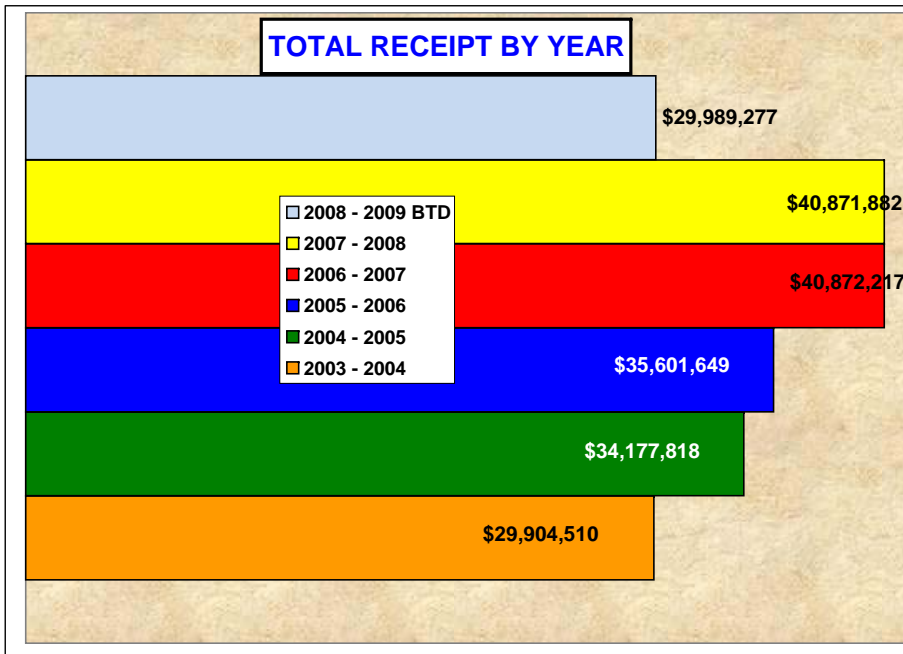
	Opening	Deposit	Withdrawals	Closing
Oct 07	\$374,861	\$4,209,013	\$3,728,105	\$855,768
Nov 07	\$855,768	\$3,246,423	\$3,368,038	\$734,153
Dec 07	\$734,153	\$11,989,324	\$9,192,990	\$3,530,487
Jan 08	\$3,530,487	\$7,262,917	\$8,534,076	\$2,259,328
Feb 08	\$2,259,328	\$6,023,543	\$7,158,998	\$1,123,873
Mar 08	\$1,123,873	\$3,647,522	\$3,288,224	\$1,483,171
Apr 08	\$1,483,171	\$2,845,060	\$3,099,588	\$1,228,643
May 08	\$1,228,643	\$3,202,089	\$3,554,198	\$876,535
Jun 08	\$876,535	\$9,377,738	\$9,817,853	\$436,420
July 08	\$436,420	\$5,685,798	\$5,122,048	\$1,000,169
Aug 08	\$1,000,169	\$265,947	\$2,605,491	\$1,054,126
Sep 08	\$1,054,126	\$3,235,793	\$2,903,750	\$1,386,169
Oct 08	\$1,386,169	\$3,739,944	\$4,172,613	\$953,500
Nov 08	\$953,500	\$2,887,808	\$3,061,295	\$780,013
Dec 08	\$780,013	\$8,423,055	\$7,905,020	\$1,298,048
Jan 09	\$1,298,048	\$12,781,348	\$12,666,243	\$1,413,152
Feb 09				
Mar 09				
Apr 09				
May 09				
Jun 09				
July 09				
Aug 09				
Sep 09				





CASH RECEIPTS FOR 2008 - 2009

MONTH	DISTRICT CLERK	COUNTY CLERK	SHERIFF	JP#1	JP#4	TAX OFFICE (OTHER)	DISTRICT ATTORNEY	STATE COMP.	ACCT. 050-51 YCHP	ACCT. 022 JUV PRO	ADVALOREM TAXES	OTHER INCOME	JUV. PROB. TRANSFERS	MONTHLY RECEIPT TOTAL
OCT 08	\$123,737	\$182,751	\$369,172	\$71,665	\$77,797	\$282,939	\$48,108	\$98,828	\$374,086	\$165,376	\$1,214,576	\$34,073	\$125,000	\$3,168,109
NOV 08	\$119,949	\$131,434	\$169,635	\$55,255	\$57,478	\$92,952	\$127,678	\$28,204	\$47,690	\$195,056	\$1,610,717	\$43,851	\$125,000	\$2,804,899
DEC 08	\$105,853	\$161,998	\$270,764	\$63,199	\$66,419	\$127,891	\$45,092	\$1,064	\$382,862	\$62,662	\$12,788,875	\$47,356	\$150,000	\$14,274,035
JAN 09	\$113,434	\$180,472	\$204,770	\$84,106	\$86,509	\$733,399	\$57,567	\$61,399	\$74,195	\$122,544	\$7,893,827	\$30,013	\$100,000	\$9,742,234
FEB 09														
MAR 09														
APR 09														
MAY 09														
JUNE 09														
JULY 09														
AUG 09														
SEPT 09														
TOTAL	\$462,973	\$656,655	\$1,014,341	\$274,225	\$288,203	\$1,237,181	\$278,446	\$189,495	\$878,833	\$545,637	\$23,507,995	\$155,293	\$500,000	\$29,989,277





TEX POOL INVESTMENT ACCOUNTS

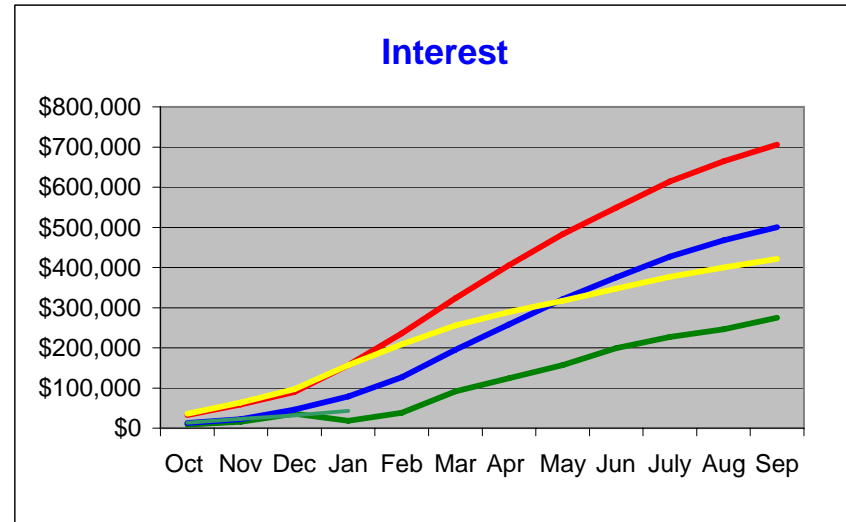
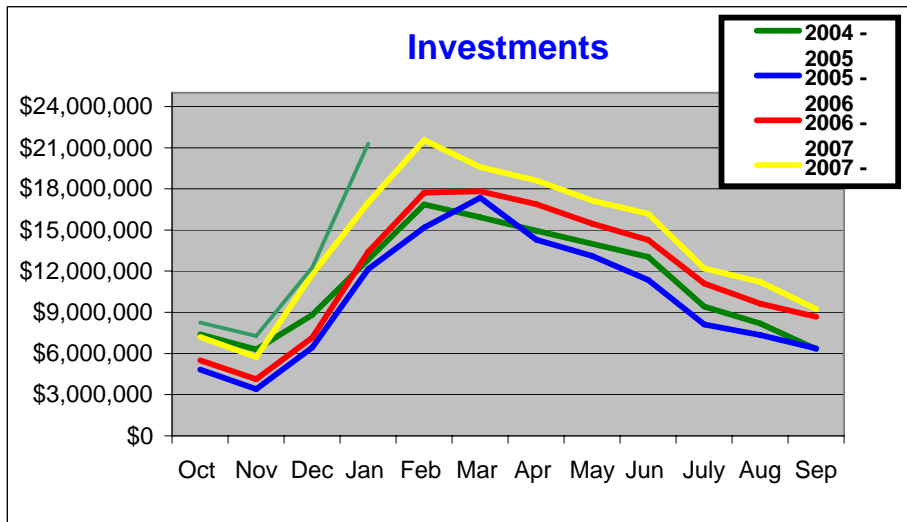
Month	Clearing	Juvenile	1998	District Clerk	
	Account	Probation Fund	Construction	Court Cost	Trust
Oct 05	\$643,632	\$1,126,255	\$220,365	\$7,372	\$2,628,626
Nov 05	\$522,564	\$1,129,947	\$237,289	\$7,396	\$2,637,244
Dec 05	\$522,414	\$1,133,947	\$238,129	\$7,443	\$2,646,579
Jan 06	\$526,316	\$1,138,060	\$238,993	\$7,423	\$2,656,180
Feb 06	\$528,126	\$1,141,974	\$239,815	\$7,475	\$2,665,315
Mar 06	\$530,176	\$1,146,407	\$110,546	\$7,504	\$2,675,659
Apr 06	\$532,241	\$1,150,873	\$110,977	\$7,533	\$2,686,083
May 06	\$534,457	\$1,155,664	\$111,439	\$7,565	\$2,697,267
Jun 06	\$536,655	\$1,160,416	\$111,897	\$7,596	\$2,708,356
July 06	\$539,037	\$1,165,566	\$112,394	\$7,630	\$2,720,377
Aug 06	\$541,433	\$1,170,749	\$112,894	\$7,664	\$2,732,473
Sep 06	\$543,776	\$1,175,815	\$113,382	\$7,697	\$2,744,297
Oct 06	\$546,216	\$1,181,091	\$113,891	\$7,731	CLOSE ACCOUNT
Nov 06	\$548,586	\$1,186,214	\$114,385	\$7,765	
Dec 06	\$551,049	\$1,191,540	\$114,899	\$7,800	
Jan 07	\$553,516	\$1,196,875	\$115,413	\$7,834	
Feb 07	\$1,057,711	\$1,201,723	\$115,880	\$7,866	
Mar 07	\$1,062,466	\$1,207,125	\$116,401	\$7,902	
Apr 07	\$1,067,072	\$1,212,358	\$116,906	\$7,936	
May 07	\$1,071,836	\$1,217,771	\$117,428	\$7,971	
Jun 07	\$1,076,495	\$1,223,064	\$117,938	\$8,009	
July 07	\$1,081,318	\$1,228,544	\$118,467	\$8,042	
Aug 07	\$1,086,137	\$1,234,019	\$118,995	\$8,078	
Sep 07	\$1,090,720	\$1,239,226	\$119,497	\$8,112	
Oct 07	\$1,095,285	\$1,244,412	\$119,997	\$8,146	
Nov 07	\$1,099,529	\$1,249,234	\$120,462	\$8,177	
Dec 07	\$1,103,784	\$1,254,067	\$120,928	\$8,209	
Jan 08	\$1,107,764	\$1,258,591	\$121,364	\$8,239	
Feb 08	\$4,062,763	\$1,262,028	\$121,696	\$8,261	
Mar 08	\$4,063,093	\$1,265,214	\$122,002	\$8,281	
Apr 08	\$4,081,211	\$1,267,759	\$122,248	\$8,282	
May 08	\$4,089,118	\$1,270,215	\$122,485	\$8,315	
Jun 08	\$11,108,396	\$1,272,578	\$122,713	\$8,330	
July 08	\$9,129,077	\$1,275,006	\$122,947	\$8,346	
Aug 08	\$8,145,938	\$1,277,483	\$123,186	\$8,362	
Sep 08	\$6,160,280	\$1,280,010	\$123,430	\$8,379	
Oct 08	\$5,169,417	\$1,282,159	\$123,637	\$8,393	
Nov 08	\$4,176,231	\$1,284,079	\$123,822	\$8,405	
Dec 08	\$4,181,500	\$1,285,699	\$123,978	\$8,416	
Jan 09	\$10,187,293	\$1,286,740	\$124,079	\$8,423	
Feb 09					
Mar 09					
Apr 09					
May 09					
Jun 09					
July 09					
Aug 09					
Sep 09					



INVESTMENT ACCOUNTS



End Month	Tex Pool Clearing	Tex Pool Interest	First United MMIA	First United Interest	Chase HBSA 1	Chase HBSA 1 Interest	Chase HBSA 2	Chase HBSA 2 Interest	Chase Debt Serv	Chase Debt Serv Interest	Total Investments	Invs Total Interest	AN Bank Interest	Interest To Date
Oct 07	\$1,095,285	\$4,565	\$3,395,023	\$15,150	\$2,612,665	\$12,698			\$110,689	\$456	\$7,213,662	\$32,869	\$3,169	\$36,038
Nov 07	\$1,099,529	\$4,244	\$1,907,048	\$12,026	\$2,622,249	\$9,583			\$111,086	\$397	\$5,739,912	\$26,250	\$1,721	\$64,009
Dec 07	\$1,103,784	\$4,255	\$3,918,185	\$11,136	\$6,634,580	\$12,356			\$111,480	\$394	\$11,768,029	\$28,141	\$4,851	\$97,001
Jan 08	\$1,107,764	\$3,980	\$6,943,933	\$25,748	\$8,828,465	\$23,729			\$111,847	\$367	\$16,992,009	\$53,825	\$5,939	\$156,765
Feb 08	\$4,062,763	\$11,065	\$0	\$0	\$17,365,579	\$37,115			\$112,086	\$331	\$21,540,428	\$48,511	\$3,421	\$208,698
Mar 08	\$4,073,018	\$10,255	Closed Account		\$15,399,795	\$34,266			\$112,300	\$213	\$19,585,113	\$44,734	\$2,306	\$255,738
Apr 08	\$4,081,211	\$8,192			\$14,423,750	\$23,782			\$112,461	\$160	\$18,617,422	\$32,134	\$1,362	\$289,234
May 08	\$4,089,118	\$7,907			\$12,942,765	\$19,065			\$112,603	\$141	\$17,144,485	\$27,113	\$1,012	\$317,359
Jun 08	\$11,108,396	\$19,279			\$4,952,699	\$9,984			\$112,749	\$146	\$16,173,844	\$29,409	\$883	\$347,652
July 08	\$9,129,077	\$20,681			\$2,960,130	\$7,381			\$112,896	\$147	\$12,202,103	\$28,209	\$1,344	\$377,204
Aug 08	\$8,145,938	\$16,860			\$2,965,291	\$5,161			\$113,035	\$139	\$11,224,263	\$22,161	\$998	\$400,363
Sep 08	\$6,160,280	\$14,343			\$2,971,010	\$5,719			\$113,200	\$165	\$9,244,490	\$20,226	\$1,213	\$421,802
Oct 08	\$5,169,417	\$9,137			\$2,974,012	\$3,002			\$113,304	\$105	\$8,256,734	\$12,244	\$1,246	\$13,490
Nov 08	\$4,176,231	\$6,814			\$2,976,276	\$2,265			\$113,374	\$70	\$7,265,882	\$9,148	\$548	\$23,186
Dec 08	\$4,181,500	\$5,269			\$2,978,600	\$2,323	\$5,000,303	\$315	\$113,441	\$67	\$12,273,844	\$7,974	\$513	\$31,673
Jan 09	\$10,187,294	\$5,794			\$2,979,823	\$1,223	\$8,004,004	\$3,648	\$113,464	\$23	\$21,284,585	\$10,688	\$304	\$42,665
Feb 09														
Mar 09														
Apr 09														
May 09														
Jun 09														
July 09														
Aug 09														
Sep 09														



Source: Tex Pool, Chase / JP Morgan & First United



Investment Overview Ending January 31, 2009

SUMMARY

Tex Pool Clearing	\$10,187,294
JP Morgan Chase HBSA 1	\$2,979,823
JP Morgan Chase HBSA 2	<u>\$8,004,004</u>
Total Non Restrictive investments	\$21,171,120
Amarillo National Bank Closing	<u>\$1,413,152</u>
Cash On Hand	\$22,584,272
Restrictive JP Morgan Chase Debt Service	<u>\$113,464</u>
Total Investments and Cash	\$22,697,737

INVESTMENTS & CASH

- Tex Pool Clearing
- JP Morgan Chase HBSA
- Amarillo National Bank Closing

