



RANDALL COUNTY TREASURER REPORT



For October 2007

Currency & Investments

Randall County Treasurer
Glenna Canada

Commissioners' Court Date – November 27, 2007

Index

Amarillo National Bank Clearing Account – Page 1

Bank Deposit – Page 2

Tex Pool Accounts – Page 3

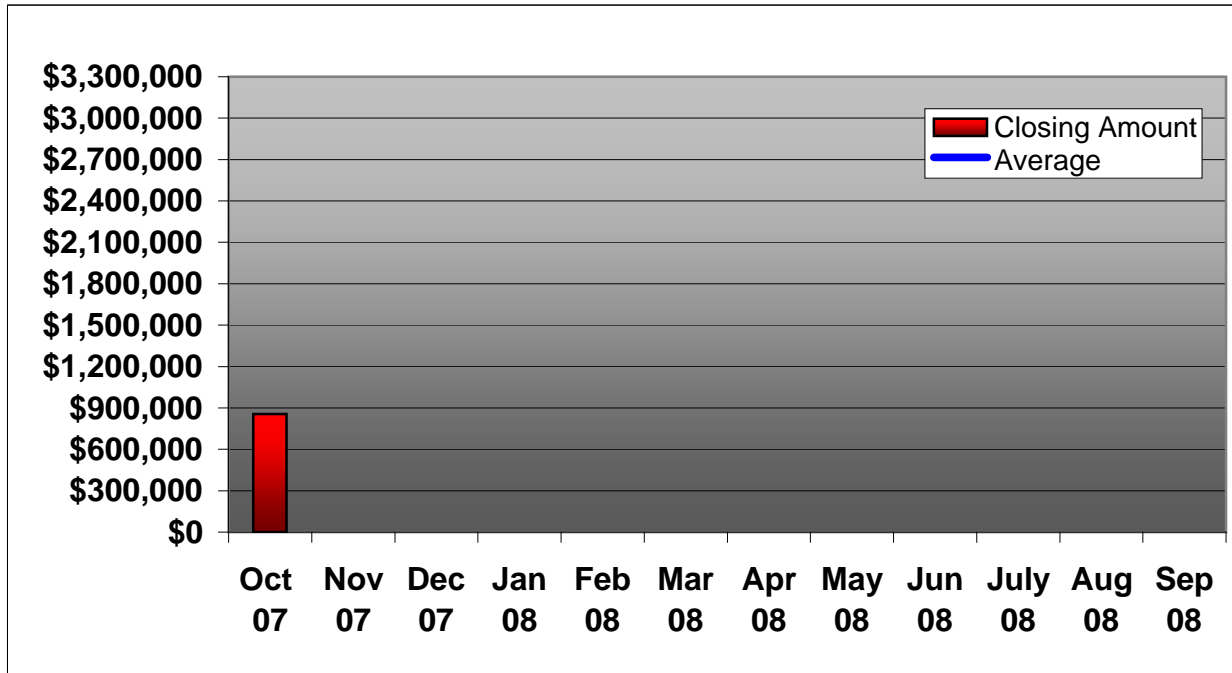
Investment Overview – Page 4 - 5

Investment Accounts – Page 6



Amarillo National Bank Clearing Account

	Opening	Deposit	Withdrawals	Closing
Oct 06 Closing		\$3,482,728	\$3,688,708	\$847,623
Nov 06	\$847,623	\$4,192,078	\$3,582,756	\$1,456,946
Dec 06	\$1,456,946	\$8,155,560	\$7,268,595	\$2,343,911
Jan 07	\$2,343,911	\$11,202,342	\$10,564,063	\$2,982,190
Feb 07	\$2,982,190	\$5,856,234	\$76,409,403	\$1,197,484
Mar 07	\$1,197,484	\$2,423,997	\$2,900,066	\$721,415
Apr 07	\$721,415	\$2,832,750	\$2,862,204	\$691,962
May 07	\$691,962	\$3,333,467	\$3,405,777	\$619,652
June 07	\$619,652	\$2,944,595	\$3,006,226	\$558,021
July 07	\$558,021	\$4,686,747	\$4,814,656	\$430,113
Aug 07	\$430,113	\$3,065,156	\$2,733,356	\$761,912
Sept 07	\$761,912	\$2,034,294	\$2,421,345	\$374,861
Oct 07	\$374,861	\$4,209,013	\$3,728,105	\$855,768
Nov 07				
Dec 07				
Jan 08				
Feb 08				
Mar 08				
Apr 08				
May 08				
Jun 08				
July 08				
Aug 08				
Sep 08				

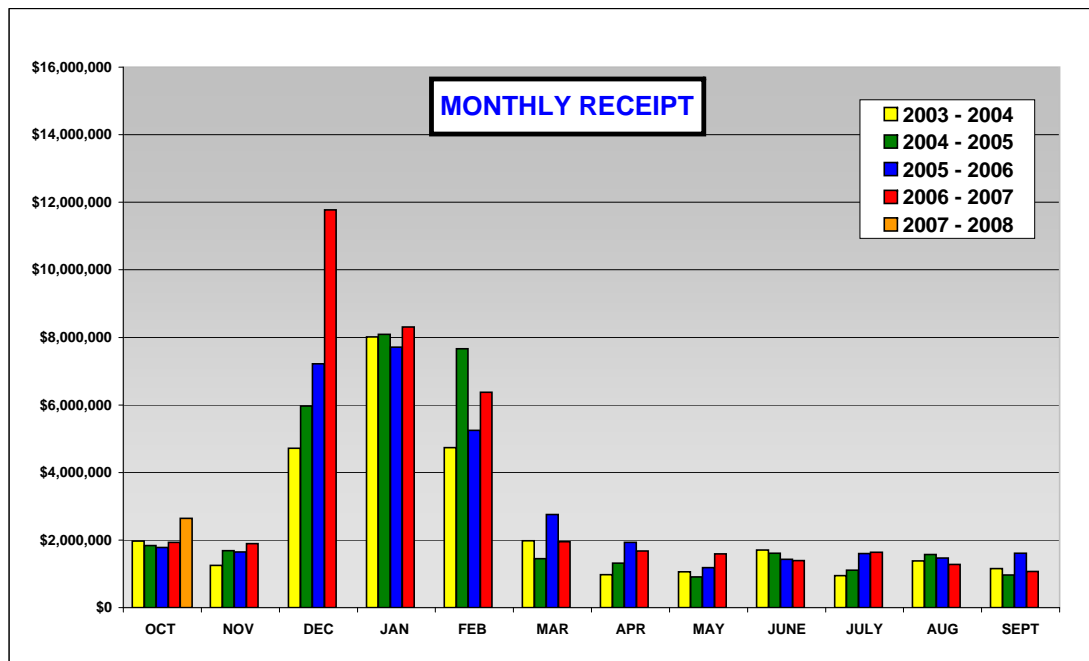
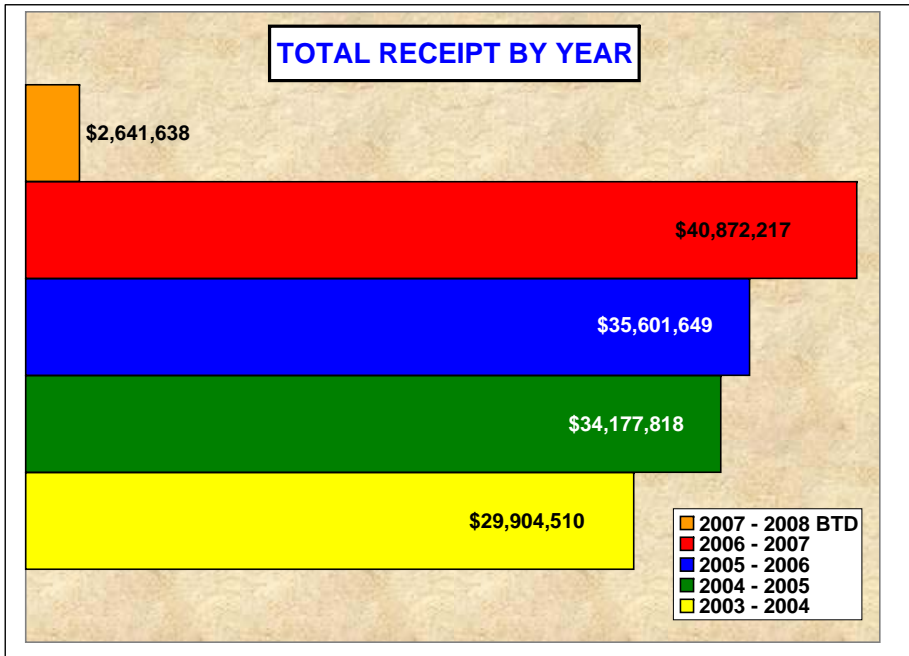




BANK DEPOSITS FOR 2007 - 2008

MONTH	DISTRICT CLERK	COUNTY CLERK	SHERIFF	JP#1	JP#4	TAX OFFICE (OTHER)	DISTRICT ATTORNEY	STATE COMP.	ACCT. 050-51 YCHP	ACCT. 022 JUV PRO	ADVALOREM TAXES	OTHER INCOME	JUV. PROB. TRANSFERS	MONTHLY RECEIPT TOTAL
OCT 07	\$111,165	\$158,239	\$327,056	\$81,295	\$88,198	\$239,483	\$57,861	\$106,185	\$418,010	\$78,258	\$947,167	\$28,722	\$0	\$2,641,638
NOV 07														
DEC 07														
JAN 08														
FEB 08														
MAR 08														
APR 08														
MAY 08														
JUNE 08														
JULY 08														
AUG 08														
SEPT 08														
TOTAL	\$111,165	\$158,239	\$327,056	\$81,295	\$88,198	\$239,483	\$57,861	\$106,185	\$418,010	\$78,258	\$947,167	\$28,722	\$0	\$2,641,638

YCHP 022 account money is not deposited in the Clearing Account





TEX POOL INVESTMENT ACCOUNTS

Month	Clearing	Juvenile	1998	District Clerk	
	Account	Probation Fund	Construction	Court Cost	Trust
Oct 05	\$643,632	\$1,126,255	\$220,365	\$7,372	\$2,628,626
Nov 05	\$522,564	\$1,129,947	\$237,289	\$7,396	\$2,637,244
Dec 05	\$522,414	\$1,133,947	\$238,129	\$7,443	\$2,646,579
Jan 06	\$526,316	\$1,138,060	\$238,993	\$7,423	\$2,656,180
Feb 06	\$528,126	\$1,141,974	\$239,815	\$7,475	\$2,665,315
Mar 06	\$530,176	\$1,146,407	\$110,546	\$7,504	\$2,675,659
Apr 06	\$532,241	\$1,150,873	\$110,977	\$7,533	\$2,686,083
May 06	\$534,457	\$1,155,664	\$111,439	\$7,565	\$2,697,267
Jun 06	\$536,655	\$1,160,416	\$111,897	\$7,596	\$2,708,356
July 06	\$539,037	\$1,165,566	\$112,394	\$7,630	\$2,720,377
Aug 06	\$541,433	\$1,170,749	\$112,894	\$7,664	\$2,732,473
Sep 06	\$543,776	\$1,175,815	\$113,382	\$7,697	\$2,744,297
Oct 06	\$546,216	\$1,181,091	\$113,891	\$7,731	CLOSE ACCOUNT
Nov 06	\$548,586	\$1,186,214	\$114,385	\$7,765	
Dec 06	\$551,049	\$1,191,540	\$114,899	\$7,800	
Jan 07	\$553,516	\$1,196,875	\$115,413	\$7,834	
Feb 07	\$1,057,711	\$1,201,723	\$115,880	\$7,866	
Mar 07	\$1,062,466	\$1,207,125	\$116,401	\$7,902	
Apr 07	\$1,067,072	\$1,212,358	\$116,906	\$7,936	
May 07	\$1,071,836	\$1,217,771	\$117,428	\$7,971	
Jun 07	\$1,076,495	\$1,223,064	\$117,938	\$8,009	
July 07	\$1,081,318	\$1,228,544	\$118,467	\$8,042	
Aug 07	\$1,086,137	\$1,234,019	\$118,995	\$8,078	
Sep 07	\$1,090,720	\$1,239,226	\$119,497	\$8,112	
Oct 07	\$1,095,285	\$1,244,412	\$119,997	\$8,146	
Nov 07					
Dec 07					
Jan 08					
Feb 08					
Mar 08					
Apr 08					
May 08					
Jun 08					
July 08					
Aug 08					
Sep 08					

Source: Monthly Tex Pool Statement



Investment Overview Ending October 31, 2007

ONE:

Demand Deposit MMIA with First United Bank
Current Amount: \$ 3,395,023
Interest rate: 5.30 %
Account Open Date: July 21, 2004
Term: Demand Deposit

TWO

Justice Building CO
Demand Deposit with First United Bank
Current Amount: \$ 168,475
Interest rate: 5.30 %
Account Open Date: October 13, 2005
Term: Demand Deposit

THREE

Debt Service Account
Demand Deposit with JP Morgan Chase
Current Amount: \$ 110,689
Interest rate: 4.67 %
Account Open Date: January 6, 2006
Term: Demand Deposit

FOUR

Demand Deposit HBSA with JP Morgan Chase
Current Amount: \$ 2,612,665
Interest rate: 4.82%
Account Open Date: February 09, 2007
Term: Demand Deposit

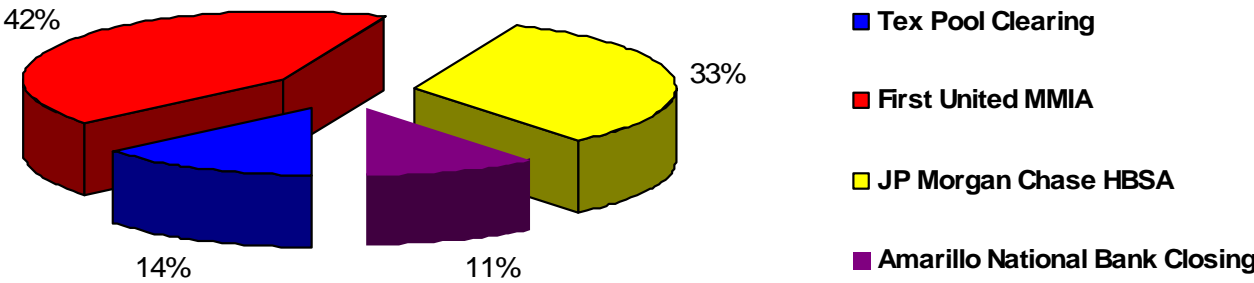
FIVE

Demand Deposit with Tex Pool
Current Amount: \$ 1,095,285
Interest rate: 4.928%
Term: Demand Deposit

SUMMARY

Tex Pool Clearing	\$1,095,285
First United MMIA	\$3,395,023
JP Morgan Chase HBSA	<u>\$2,612,665</u>
Total Non Restrictive investments	\$7,102,973
Amarillo National Bank Closing	<u>\$855,768</u>
Cash On Hand	\$7,958,741
Restrictive JP Morgan Chase Debt Service	\$110,689
Restrictive First United Justice Center	<u>\$168,475</u>
Total Investments and Cash	\$8,237,903

INVESTMENTS & CASH

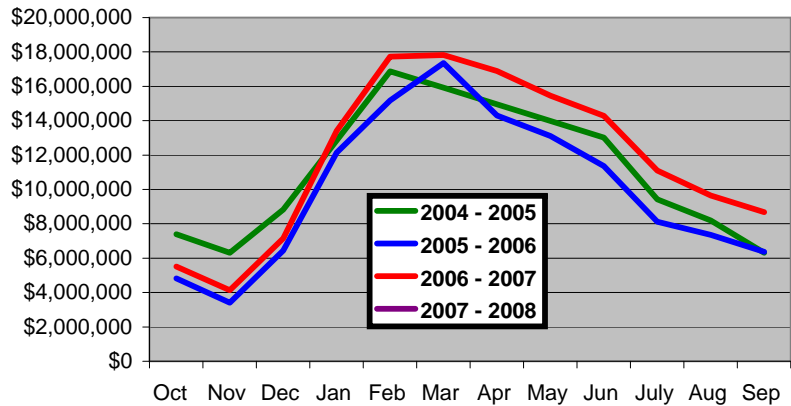




INVESTMENT ACCOUNTS

End	Tex Pool	First United	First United	Chase	Chase	Total	Invs Total	AN Bank	Interest	First United							
Month	Clearing	Interest	MMIA	Interest	2 year Note	Interest	HBSA	Interest	Debt Serv	Interest	Investments	Interest	Interest	To Date	Justice Cnt	Interest	Todate
Oct 06	\$546,216	\$2,440	\$4,852,190	\$25,094					\$105,264	\$473	\$5,503,670	\$28,007	\$4,297	\$32,304	\$3,720,220	\$19,615	\$19,615
Nov 06	\$548,586	\$2,370	\$3,471,815	\$19,626					\$105,709	\$445	\$4,126,110	\$22,441	\$4,412	\$59,157	\$3,019,934	\$15,098	\$34,713
Dec 06	\$551,049	\$2,463	\$6,493,249	\$21,434					\$106,139	\$430	\$7,150,437	\$24,326	\$6,796	\$90,279	\$1,944,999	\$10,789	\$45,503
Jan 07	\$553,516	\$2,467	\$12,748,794	\$55,545					\$106,628	\$489	\$13,408,938	\$58,501	\$8,032	\$156,813	\$777,035	\$8,436	\$53,939
Feb 07	\$1,057,711	\$4,195	\$13,558,652	\$59,858			\$3,008,537	\$8,549	\$107,045	\$417	\$17,731,945	\$73,019	\$6,305	\$236,136	\$730,082	\$3,154	\$57,093
Mar 07	\$1,062,466	\$4,755	\$13,622,502	\$63,850			\$3,021,428	\$12,879	\$107,494	\$449	\$17,813,890	\$81,933	\$5,116	\$323,185	\$733,520	\$3,438	\$60,531
Apr 07	\$1,067,072	\$4,605	\$12,682,091	\$59,589			\$3,034,770	\$13,342	\$107,960	\$466	\$16,891,892	\$78,002	\$4,463	\$405,650	\$736,911	\$3,391	\$63,922
May 07	\$1,071,836	\$4,764	\$11,237,100	\$55,009			\$3,048,117	\$13,347	\$108,425	\$466	\$15,465,478	\$73,586	\$3,972	\$483,208	\$329,391	\$1,916	\$65,838
Jun 07	\$1,076,495	\$4,659	\$10,032,714	\$45,614			\$3,060,701	\$12,584	\$108,864	\$439	\$14,278,774	\$63,296	\$2,381	\$548,885	\$165,315	\$924	\$66,762
July 07	\$1,081,318	\$4,824	\$6,828,794	\$43,463			\$3,074,665	\$13,964	\$109,351	\$487	\$11,094,129	\$62,738	\$2,919	\$614,542	\$166,184	\$791	\$67,553
Aug 07	\$1,086,137	\$4,819	\$5,357,893	\$29,098			\$3,088,053	\$13,388	\$109,818	\$467	\$9,641,901	\$47,772	\$2,383	\$664,697	\$166,965	\$782	\$68,334
Sep 07	\$1,090,720	\$4,582	\$4,379,873	\$21,980			\$3,099,992	\$11,939	\$110,233	\$415	\$8,680,818	\$38,917	\$2,529	\$706,143	\$167,737	\$772	\$69,106
Oct 07	\$1,095,285	\$4,565	\$3,395,023	\$15,150			\$2,612,665	\$12,698	\$110,689	\$456	\$7,213,662	\$32,869	\$3,169	\$36,038	\$168,475	\$738	\$69,844
Nov 07																	
Dec 07																	
Jan 08																	
Feb 08																	
Mar 08																	
Apr 08																	
May 08																	
Jun 08																	
July 08																	
Aug 08																	
Sep 08																	

Investments



Interest

