



# RANDALL COUNTY TREASURER REPORT

For September 2008

---

## Currency & Investments

Commissioners' Court  
Randall County Treasurer  
Glenna Canada  
Court date -- October 28, 2008

## Enclosed are:

Amarillo National Bank Clearing Account – Page 1

Bank Deposit – Page 2

Tex Pool Accounts – Page 3

Investment Overview – Page 4 - 5

Investment Accounts – Page 6

**Our return on investment (interest) for 2007 – 2008 budget was \$ 421,802, this is a decline of \$ 284,341 or 40.4 % from 2006 – 2007, this was caused by interest rate deteriorating from 5.133 % to 2.407 %**

**The prospect for the interest rate next year is anybody's guess, if the economy stays on the descending trend then the interest rate could go down but with the huge amount of cash into M-2 money supply could cause inflation and the interest rate could rise.**




# BANK DEPOSITS FOR 2007 - 2008

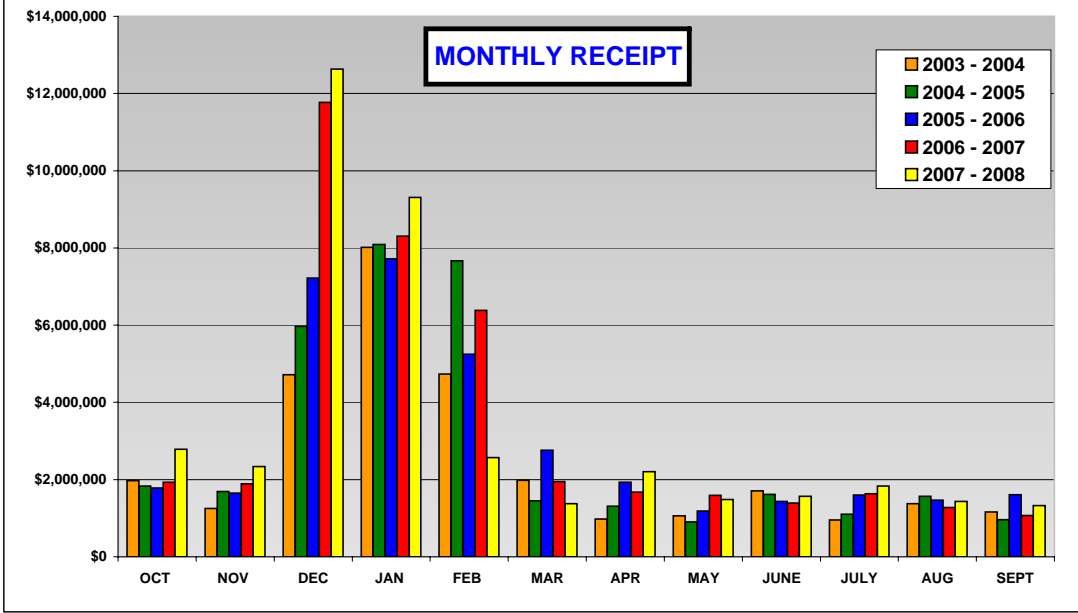
MONTH	DISTRICT CLERK	COUNTY CLERK	SHERIFF	JP#1	JP#4	TAX OFFICE (OTHER)	DISTRICT ATTORNEY	STATE COMP.	ACCT. 050-51 YCHP	ACCT. 022 JUV PRO	ADVALOREM TAXES	OTHER INCOME	JUV. PROB. TRANSFERS	MONTHLY RECEIPT TOTAL
OCT 07	\$111,165	\$158,239	\$327,056	\$81,295	\$88,198	\$239,483	\$57,861	\$106,185	\$418,010	\$78,258	\$1,094,748	\$28,722	\$0	\$2,789,219
NOV 07	\$92,542	\$140,738	\$25,492	\$79,342	\$72,291	\$119,389	\$60,757	\$18,592	\$197,341	\$72,600	\$1,461,524	\$0	\$0	\$2,340,609
DEC 07	\$83,449	\$133,374	\$321,638	\$57,630	\$52,964	\$103,103	\$75,415	\$19,050	\$210,835	\$85,366	\$11,382,268	\$10,000	\$100,000	\$12,635,093
JAN 08	\$97,832	\$174,355	\$43,247	\$80,213	\$86,431	\$538,269	\$84,833	\$96,537	\$227,593	\$84,212	\$7,694,174	\$0	\$100,000	\$9,307,698
FEB 08	\$113,870	\$166,233	\$386,708	\$87,213	\$83,685	\$730,092	\$104,891	\$42,994	\$205,020	\$160,171	\$390,631	\$0	\$100,000	\$2,571,508
MAR 08	\$106,519	\$162,241	\$193,182	\$68,233	\$71,532	\$249,499	\$77,828	\$3,335	\$38,968	\$58,582	\$249,311	\$0	\$100,000	\$1,379,230
APR 08	\$103,759	\$177,970	\$329,946	\$78,438	\$72,323	\$521,311	\$62,727	\$87,228	\$389,322	\$169,756	\$111,359	\$0	\$100,000	\$2,204,140
MAY 08	\$105,765	\$184,106	\$138,087	\$69,506	\$74,545	\$133,367	\$61,743	\$47,145	\$212,772	\$108,618	\$249,152	\$0	\$100,000	\$1,484,806
JUNE 08	\$106,308	\$298,219	\$106,003	\$59,247	\$79,104	\$143,566	\$126,995	\$36,758	\$170,987	\$131,795	\$139,381	\$15,820	\$150,000	\$1,564,183
JULY 08	\$110,648	\$183,841	\$360,322	\$78,464	\$78,422	\$182,644	\$167,424	\$53,974	\$210,602	\$71,452	\$184,853	\$0	\$150,000	\$1,832,647
AUG 08	\$109,467	\$174,452	\$297,521	\$75,054	\$61,935	\$112,327	\$52,219	\$46,147	\$233,640	\$53,914	\$77,843	\$42,947	\$100,000	\$1,437,467
SEPT 08	\$91,509	\$165,802	\$144,608	\$57,968	\$58,193	\$139,088	\$88,949	\$7,344	\$231,863	\$140,114	\$68,069	\$6,777	\$125,000	\$1,325,284
<b>TOTAL</b>	<b>\$1,232,834</b>	<b>\$2,119,572</b>	<b>\$2,673,811</b>	<b>\$872,603</b>	<b>\$879,622</b>	<b>\$3,212,139</b>	<b>\$1,021,642</b>	<b>\$565,291</b>	<b>\$2,746,953</b>	<b>\$1,214,839</b>	<b>\$23,103,312</b>	<b>\$104,265</b>	<b>\$1,125,000</b>	<b>\$40,871,882</b>

YCHP 022 account money is not deposited in the Clearing Account

TOTAL RECEIPT BY YEAR



MONTHLY RECEIPT





# TEX POOL INVESTMENT ACCOUNTS

Month	Clearing	Juvenile	1998	District Clerk	
	Account	Probation Fund	Construction	Court Cost	Trust
Oct 05	\$643,632	\$1,126,255	\$220,365	\$7,372	\$2,628,626
Nov 05	\$522,564	\$1,129,947	\$237,289	\$7,396	\$2,637,244
Dec 05	\$522,414	\$1,133,947	\$238,129	\$7,443	\$2,646,579
Jan 06	\$526,316	\$1,138,060	\$238,993	\$7,423	\$2,656,180
Feb 06	\$528,126	\$1,141,974	\$239,815	\$7,475	\$2,665,315
Mar 06	\$530,176	\$1,146,407	\$110,546	\$7,504	\$2,675,659
Apr 06	\$532,241	\$1,150,873	\$110,977	\$7,533	\$2,686,083
May 06	\$534,457	\$1,155,664	\$111,439	\$7,565	\$2,697,267
Jun 06	\$536,655	\$1,160,416	\$111,897	\$7,596	\$2,708,356
July 06	\$539,037	\$1,165,566	\$112,394	\$7,630	\$2,720,377
Aug 06	\$541,433	\$1,170,749	\$112,894	\$7,664	\$2,732,473
Sep 06	\$543,776	\$1,175,815	\$113,382	\$7,697	\$2,744,297
Oct 06	\$546,216	\$1,181,091	\$113,891	\$7,731	<b>CLOSE ACCOUNT</b>
Nov 06	\$548,586	\$1,186,214	\$114,385	\$7,765	
Dec 06	\$551,049	\$1,191,540	\$114,899	\$7,800	
Jan 07	\$553,516	\$1,196,875	\$115,413	\$7,834	
Feb 07	\$1,057,711	\$1,201,723	\$115,880	\$7,866	
Mar 07	\$1,062,466	\$1,207,125	\$116,401	\$7,902	
Apr 07	\$1,067,072	\$1,212,358	\$116,906	\$7,936	
May 07	\$1,071,836	\$1,217,771	\$117,428	\$7,971	
Jun 07	\$1,076,495	\$1,223,064	\$117,938	\$8,009	
July 07	\$1,081,318	\$1,228,544	\$118,467	\$8,042	
Aug 07	\$1,086,137	\$1,234,019	\$118,995	\$8,078	
Sep 07	\$1,090,720	\$1,239,226	\$119,497	\$8,112	
Oct 07	\$1,095,285	\$1,244,412	\$119,997	\$8,146	
Nov 07	\$1,099,529	\$1,249,234	\$120,462	\$8,177	
Dec 07	\$1,103,784	\$1,254,067	\$120,928	\$8,209	
Jan 08	\$1,107,764	\$1,258,591	\$121,364	\$8,239	
Feb 08	\$4,062,763	\$1,262,028	\$121,696	\$8,261	
Mar 08	\$4,063,093	\$1,265,214	\$122,002	\$8,281	
Apr 08	\$4,081,211	\$1,267,759	\$122,248	\$8,282	
May 08	\$4,089,118	\$1,270,215	\$122,485	\$8,315	
Jun 08	\$11,108,396	\$1,272,578	\$122,713	\$8,330	
July 08	\$9,129,077	\$1,275,006	\$122,947	\$8,346	
Aug 08	\$8,145,938	\$1,277,483	\$123,186	\$8,362	
Sep 08					

Source: Monthly Tex Pool Statement



## Investment Overview Ending September 30, 2008

### **ONE**

**Demand Deposit HBSA with JP Morgan Chase**  
**Current Amount: \$ 2,971,010**  
**Interest rate: 2.22%**  
**Account Open Date: February 09, 2007**  
**Term: Demand Deposit**

### **TWO**

**Debt Service Account**  
**Demand Deposit with JP Morgan Chase**  
**Current Amount: \$ 113,200**  
**Interest rate: 1.67%**  
**Account Open Date: January 6, 2006**  
**Term: Demand Deposit**

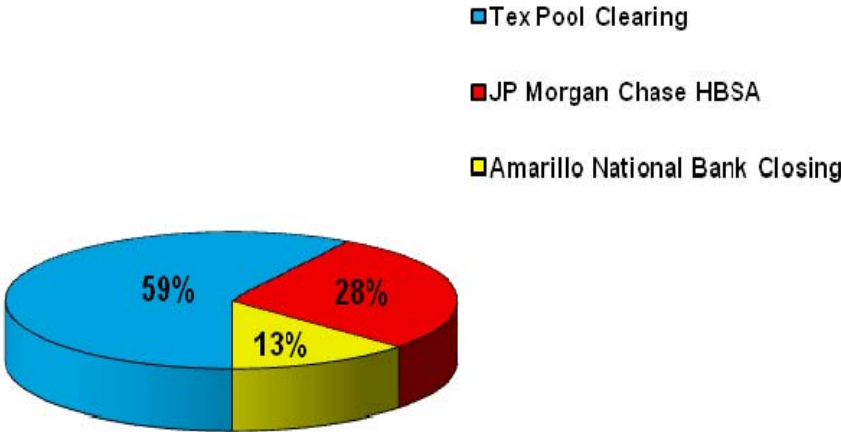
### **THREE**

**Demand Deposit with Tex Pool**  
**Current Amount: \$ 6,160,280**  
**Interest rate: 2.407%**  
**Term: Demand Deposit**

# SUMMARY

Tex Pool Clearing	\$6,160,280
JP Morgan Chase HBSA	\$2,971,010
<b>Total Non Restrictive investments</b>	<b>\$9,131,290</b>
Amarillo National Bank Closing	\$1,386,169
<b>Cash On Hand</b>	<b>\$10,517,459</b>
Restrictive JP Morgan Chase Debt Service	\$113,200
<b>Total Investments and Cash</b>	<b>\$10,630,657</b>

# INVESTMENTS & CASH





# INVESTMENT ACCOUNTS



End Month	Tex Pool Clearing	Tex Pool Interest	First United MMIA	First United Interest	Chase HBSA	Chase Interest	Chase Debt Serv	Chase Interest	Total Investments	Invs Total Interest	AN Bank Interest	Interest To Date	First United Justice Cnt	First United Interest	First United Todate
Oct 06	\$546,216	\$2,440	\$4,852,190	\$25,094			\$105,264	\$473	\$5,503,670	\$28,007	\$4,297	\$32,304	\$3,720,220	\$19,615	\$397,559
Nov 06	\$548,586	\$2,370	\$3,471,815	\$19,626			\$105,709	\$445	\$4,126,110	\$22,441	\$4,412	\$59,157	\$3,019,934	\$15,098	\$412,657
Dec 06	\$551,049	\$2,463	\$6,493,249	\$21,434			\$106,139	\$430	\$7,150,437	\$24,326	\$6,796	\$90,279	\$1,944,999	\$10,789	\$423,447
Jan 07	\$553,516	\$2,467	\$12,748,794	\$55,545			\$106,628	\$489	\$13,408,938	\$58,501	\$8,032	\$156,813	\$777,035	\$8,436	\$431,883
Feb 07	\$1,057,711	\$4,195	\$13,558,652	\$59,858	\$3,008,537	\$8,549	\$107,045	\$417	\$17,731,945	\$73,019	\$6,305	\$236,136	\$730,082	\$3,154	\$435,037
Mar 07	\$1,062,466	\$4,755	\$13,622,502	\$63,850	\$3,021,428	\$12,879	\$107,494	\$449	\$17,813,890	\$81,933	\$5,116	\$323,185	\$733,520	\$3,438	\$438,475
Apr 07	\$1,067,072	\$4,605	\$12,682,091	\$59,589	\$3,034,770	\$13,342	\$107,960	\$466	\$16,891,892	\$78,002	\$4,463	\$405,650	\$736,911	\$3,391	\$441,866
May 07	\$1,071,836	\$4,764	\$11,237,100	\$55,009	\$3,048,117	\$13,347	\$108,425	\$466	\$15,465,478	\$73,586	\$3,972	\$483,208	\$329,391	\$1,916	\$443,782
Jun 07	\$1,076,495	\$4,659	\$10,032,714	\$45,614	\$3,060,701	\$12,584	\$108,864	\$439	\$14,278,774	\$63,296	\$2,381	\$548,885	\$165,315	\$924	\$444,706
July 07	\$1,081,318	\$4,824	\$6,828,794	\$43,463	\$3,074,665	\$13,964	\$109,351	\$487	\$11,094,129	\$62,738	\$2,919	\$614,542	\$166,184	\$791	\$445,497
Aug 07	\$1,086,137	\$4,819	\$5,357,893	\$29,098	\$3,088,053	\$13,388	\$109,818	\$467	\$9,641,901	\$47,772	\$2,383	\$664,697	\$166,965	\$782	\$446,279
Sep 07	<b>\$1,090,720</b>	<b>\$4,582</b>	<b>\$4,379,873</b>	<b>\$21,980</b>	<b>\$3,099,992</b>	<b>\$11,939</b>	<b>\$110,233</b>	<b>\$415</b>	<b>\$8,680,818</b>	<b>\$38,917</b>	<b>\$2,529</b>	<b>\$706,143</b>	\$167,737	\$772	\$447,050
Oct 07	\$1,095,285	\$4,565	\$3,395,023	\$15,150	\$2,612,665	\$12,698	\$110,689	\$456	\$7,213,662	\$32,869	\$3,169	\$36,038	\$168,475	\$738	\$447,788
Nov 07	\$1,099,529	\$4,244	\$1,907,048	\$12,026	\$2,622,249	\$9,583	\$111,086	\$397	\$5,739,912	\$26,250	\$1,721	\$64,009	\$169,146	\$672	\$448,460
Dec 07	\$1,103,784	\$4,255	\$3,918,185	\$11,136	\$6,634,580	\$12,356	\$111,480	\$394	\$11,768,029	\$28,141	\$4,851	\$97,001	\$169,833	\$686	\$449,146
Jan 08	\$1,107,764	\$3,980	\$6,943,933	\$25,748	\$8,828,465	\$23,729	\$111,847	\$367	\$16,992,009	\$53,825	\$5,939	\$156,765	\$0	\$299	\$449,445
Feb 08	\$4,062,763	\$11,065	\$0	\$0	\$17,365,579	\$37,115	\$112,086	\$331	\$21,540,428	\$48,511	\$3,421	\$208,698	<b>Closed Account</b>		
Mar 08	\$4,073,018	\$10,255	<b>Closed Account</b>		\$15,399,795	\$34,266	\$112,300	\$213	\$19,585,113	\$44,734	\$2,306	\$255,738			
Apr 08	\$4,081,211	\$8,192			\$14,423,750	\$23,782	\$112,461	\$160	\$18,617,422	\$32,134	\$1,362	\$289,234			
May 08	\$4,089,118	\$7,907			\$12,942,765	\$19,065	\$112,603	\$141	\$17,144,485	\$27,113	\$1,012	\$317,359			
Jun 08	\$11,108,396	\$19,279			\$4,952,699	\$9,984	\$112,749	\$146	\$16,173,844	\$29,409	\$883	\$347,652			
July 08	\$9,129,077	\$20,681			\$2,960,130	\$7,381	\$112,896	\$147	\$12,202,103	\$28,209	\$1,344	\$377,204			
Aug 08	\$8,145,938	\$16,860			\$2,965,291	\$5,161	\$113,035	\$139	\$11,224,263	\$22,161	\$998	\$400,363			
Sep 08	<b>\$6,160,280</b>	<b>\$14,343</b>			<b>\$2,971,010</b>	<b>\$5,719</b>	<b>\$113,200</b>	<b>\$165</b>	<b>\$9,244,490</b>	<b>\$20,226</b>	<b>\$1,213</b>	<b>\$421,802</b>			

