



RANDALL COUNTY TREASURER REPORT

For April 2009

Currency & Investments

Commissioners' Court
Randall County Treasurer
Glenna Canada
Court date - May 26, 2009

Enclosed are:

Amarillo National Bank Clearing Account – Page 1

Bank Deposit – Page 2

Tex Pool Accounts – Page 3

Investment Accounts – Page 4

Investment Overview – Page 5

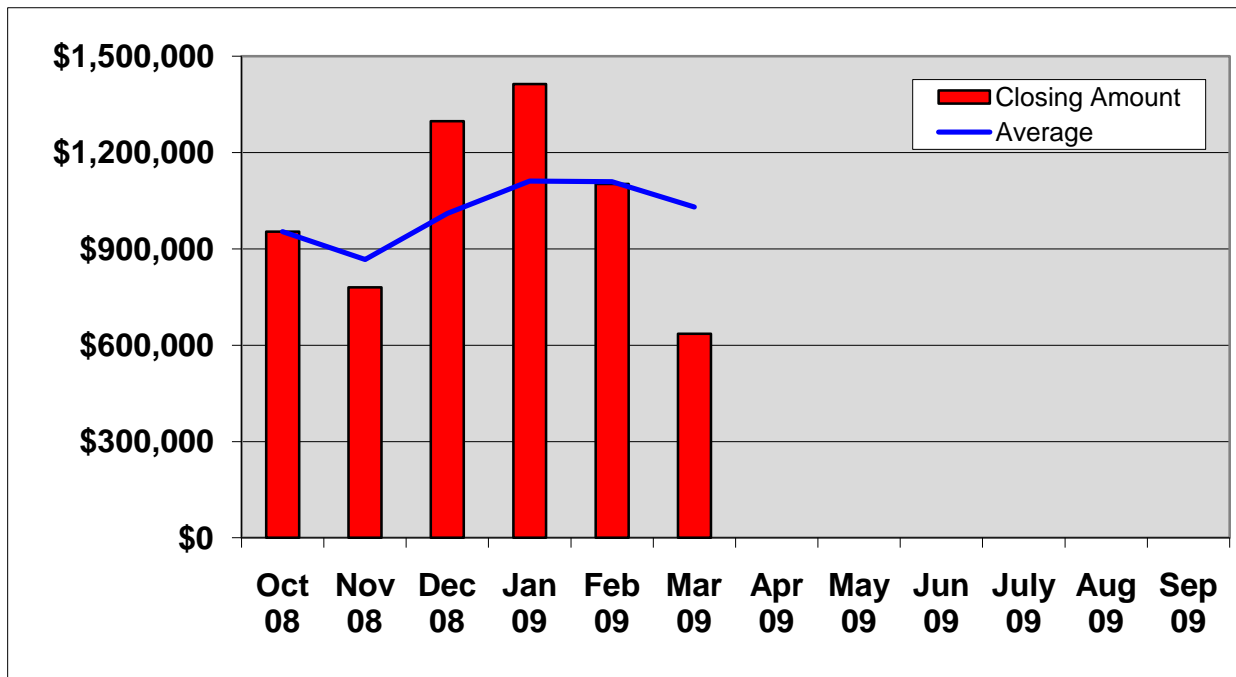
ANB Amarillo Economic Analysis – Page 6

Information is operational data as of April 30, 2009



Amarillo National Bank Clearing Account

	Opening	Deposit	Withdrawals	Closing
Oct 07	\$374,861	\$4,209,013	\$3,728,105	\$855,768
Nov 07	\$855,768	\$3,246,423	\$3,368,038	\$734,153
Dec 07	\$734,153	\$11,989,324	\$9,192,990	\$3,530,487
Jan 08	\$3,530,487	\$7,262,917	\$8,534,076	\$2,259,328
Feb 08	\$2,259,328	\$6,023,543	\$7,158,998	\$1,123,873
Mar 08	\$1,123,873	\$3,647,522	\$3,288,224	\$1,483,171
Apr 08	\$1,483,171	\$2,845,060	\$3,099,588	\$1,228,643
May 08	\$1,228,643	\$3,202,089	\$3,554,198	\$876,535
Jun 08	\$876,535	\$9,377,738	\$9,817,853	\$436,420
July 08	\$436,420	\$5,685,798	\$5,122,048	\$1,000,169
Aug 08	\$1,000,169	\$265,947	\$2,605,491	\$1,054,126
Sep 08	\$1,054,126	\$3,235,793	\$2,903,750	\$1,386,169
Oct 08	\$1,386,169	\$3,739,944	\$4,172,613	\$953,500
Nov 08	\$953,500	\$2,887,808	\$3,061,295	\$780,013
Dec 08	\$780,013	\$8,423,055	\$7,905,020	\$1,298,048
Jan 09	\$1,298,048	\$12,781,348	\$12,666,243	\$1,413,152
Feb 09	\$1,413,152	\$5,983,121	\$6,294,234	\$1,102,040
Mar 09	\$1,102,040	\$2,670,864	\$3,137,732	\$635,171
Apr 09				
May 09				
Jun 09				
July 09				
Aug 09				
Sep 09				






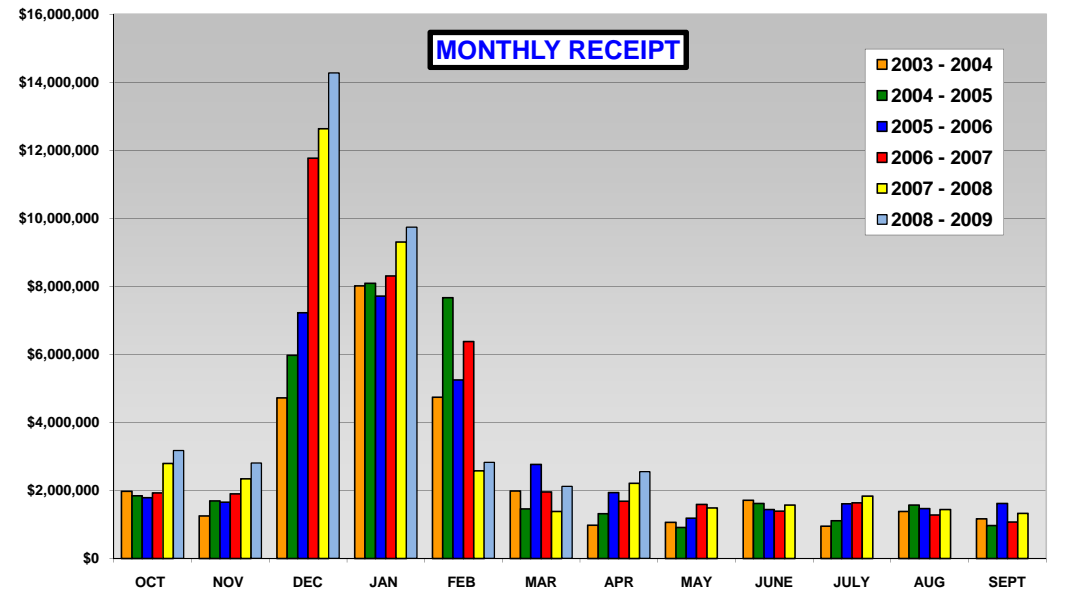
CASH RECEIPTS FOR 2008 - 2009

MONTH	DISTRICT CLERK	COUNTY CLERK	SHERIFF	JP#1	JP#4	TAX OFFICE (OTHER)	DISTRICT ATTORNEY	STATE COMP.	ACCT. 050-51 YCHP	ACCT. 022 JUV PRO	ADVALOREM TAXES	OTHER INCOME	JUV. PROB. TRANSFERS	MONTHLY RECEIPT TOTAL
OCT 08	\$123,737	\$182,751	\$369,172	\$71,665	\$77,797	\$282,939	\$48,108	\$98,828	\$374,086	\$165,376	\$1,214,576	\$34,073	\$125,000	\$3,168,109
NOV 08	\$119,949	\$131,434	\$169,635	\$55,255	\$57,478	\$92,952	\$127,678	\$28,204	\$47,690	\$195,056	\$1,610,717	\$43,851	\$125,000	\$2,804,899
DEC 08	\$105,853	\$161,998	\$270,764	\$63,199	\$66,419	\$127,891	\$45,092	\$1,064	\$382,862	\$62,662	\$12,788,875	\$47,356	\$150,000	\$14,274,035
JAN 09	\$113,434	\$180,472	\$204,770	\$84,106	\$86,509	\$733,399	\$57,567	\$61,399	\$74,195	\$122,544	\$7,893,827	\$30,013	\$100,000	\$9,742,234
FEB 09	\$116,210	\$201,994	\$209,261	\$97,909	\$110,489	\$539,125	\$60,728	\$49,232	\$361,073	\$56,528	\$503,513	\$438,487	\$75,000	\$2,819,548
MAR 09	\$106,519	\$162,241	\$193,182	\$68,233	\$71,532	\$249,499	\$77,828	\$3,335	\$38,968	\$58,582	\$224,894	\$767,230	\$100,000	\$2,122,043
APR 09	\$108,465	\$194,852	\$351,164	\$72,820	\$80,669	\$180,828	\$70,171	\$263,995	\$361,693	\$86,950	\$169,099	\$538,771	\$75,000	\$2,554,478
MAY 09														
JUNE 09														
JULY 09														
AUG 09														
SEPT 09														
TOTAL	\$794,167	\$1,215,742	\$1,767,948	\$513,188	\$550,893	\$2,206,633	\$487,172	\$506,057	\$1,640,566	\$747,698	\$24,405,501	\$1,899,781	\$750,000	\$37,485,346

TOTAL RECEIPT BY YEAR



MONTHLY RECEIPT





TEX POOL INVESTMENT ACCOUNTS

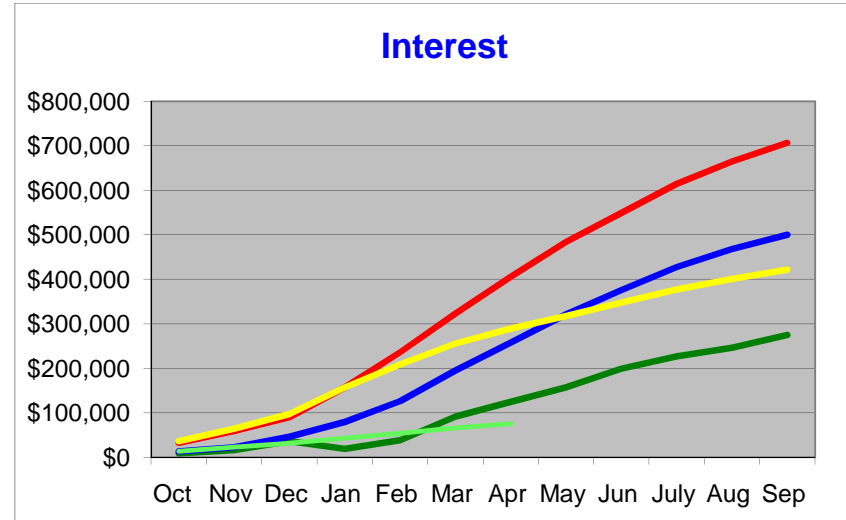
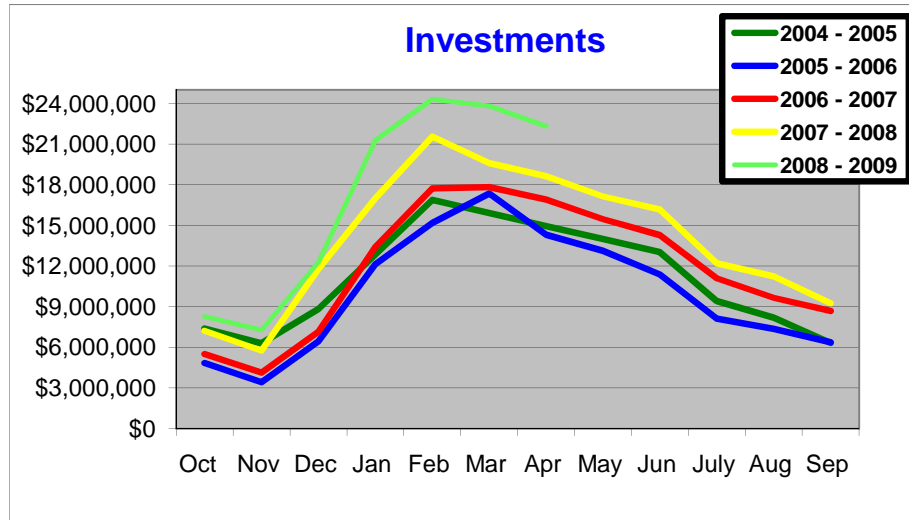
	Comparing	Juvenile	1998		District Clerk
Month	Account	Probation Fund	Construction	Court Cost	Trust
Oct 05	\$643,632	\$1,126,255	\$220,365	\$7,372	\$2,628,626
Nov 05	\$522,564	\$1,129,947	\$237,289	\$7,396	\$2,637,244
Dec 05	\$522,414	\$1,133,947	\$238,129	\$7,443	\$2,646,579
Jan 06	\$526,316	\$1,138,060	\$238,993	\$7,423	\$2,656,180
Feb 06	\$528,126	\$1,141,974	\$239,815	\$7,475	\$2,665,315
Mar 06	\$530,176	\$1,146,407	\$110,546	\$7,504	\$2,675,659
Apr 06	\$532,241	\$1,150,873	\$110,977	\$7,533	\$2,686,083
May 06	\$534,457	\$1,155,664	\$111,439	\$7,565	\$2,697,267
Jun 06	\$536,655	\$1,160,416	\$111,897	\$7,596	\$2,708,356
July 06	\$539,037	\$1,165,566	\$112,394	\$7,630	\$2,720,377
Aug 06	\$541,433	\$1,170,749	\$112,894	\$7,664	\$2,732,473
Sep 06	\$543,776	\$1,175,815	\$113,382	\$7,697	\$2,744,297
Oct 06	\$546,216	\$1,181,091	\$113,891	\$7,731	CLOSE ACCOUNT
Nov 06	\$548,586	\$1,186,214	\$114,385	\$7,765	
Dec 06	\$551,049	\$1,191,540	\$114,899	\$7,800	
Jan 07	\$553,516	\$1,196,875	\$115,413	\$7,834	
Feb 07	\$1,057,711	\$1,201,723	\$115,880	\$7,866	
Mar 07	\$1,062,466	\$1,207,125	\$116,401	\$7,902	
Apr 07	\$1,067,072	\$1,212,358	\$116,906	\$7,936	
May 07	\$1,071,836	\$1,217,771	\$117,428	\$7,971	
Jun 07	\$1,076,495	\$1,223,064	\$117,938	\$8,009	
July 07	\$1,081,318	\$1,228,544	\$118,467	\$8,042	
Aug 07	\$1,086,137	\$1,234,019	\$118,995	\$8,078	
Sep 07	\$1,090,720	\$1,239,226	\$119,497	\$8,112	
Oct 07	\$1,095,285	\$1,244,412	\$119,997	\$8,146	
Nov 07	\$1,099,529	\$1,249,234	\$120,462	\$8,177	
Dec 07	\$1,103,784	\$1,254,067	\$120,928	\$8,209	
Jan 08	\$1,107,764	\$1,258,591	\$121,364	\$8,239	
Feb 08	\$4,062,763	\$1,262,028	\$121,696	\$8,261	
Mar 08	\$4,063,093	\$1,265,214	\$122,002	\$8,281	
Apr 08	\$4,081,211	\$1,267,759	\$122,248	\$8,282	
May 08	\$4,089,118	\$1,270,215	\$122,485	\$8,315	
Jun 08	\$11,108,396	\$1,272,578	\$122,713	\$8,330	
July 08	\$9,129,077	\$1,275,006	\$122,947	\$8,346	
Aug 08	\$8,145,938	\$1,277,483	\$123,186	\$8,362	
Sep 08	\$6,160,280	\$1,280,010	\$123,430	\$8,379	
Oct 08	\$5,169,417	\$1,282,159	\$123,637	\$8,393	
Nov 08	\$4,176,231	\$1,284,079	\$123,822	\$8,405	
Dec 08	\$4,181,500	\$1,285,699	\$123,978	\$8,416	
Jan 09	\$10,187,293	\$1,286,740	\$124,079	\$8,423	
Feb 09	\$13,193,432	\$1,287,400	\$0	\$8,427	
Mar 09	\$12,699,865	\$1,288,033	CLOSE ACCOUNT	\$8,431	
Apr 09	\$11,204,456	\$1,288,537		\$5,425	
May 09					
Jun 09					
July 09					
Aug 09					
Sep 09					



INVESTMENT ACCOUNTS



End Month	Tex Pool Clearing	Tex Pool Interest	First United MMIA	First United Interest	Chase HBSA 1	Chase HBSA 1 Interest	Chase HBSA 2	Chase HBSA 2 Interest	Chase Debt Serv	Chase Debt Serv Interest	Total Investments	Invs Total Interest	AN Bank Interest	Interest To Date	
Oct 07	\$1,095,285	\$4,565	\$3,395,023	\$15,150	\$2,612,665	\$12,698			\$110,689	\$456	\$7,213,662	\$32,869	\$3,169	\$36,038	
Nov 07	\$1,099,529	\$4,244	\$1,907,048	\$12,026	\$2,622,249	\$9,583			\$111,086	\$397	\$5,739,912	\$26,250	\$1,721	\$64,009	
Dec 07	\$1,103,784	\$4,255	\$3,918,185	\$11,136	\$6,634,580	\$12,356			\$111,480	\$394	\$11,768,029	\$28,141	\$4,851	\$97,001	
Jan 08	\$1,107,764	\$3,980	\$6,943,933	\$25,748	\$8,828,465	\$23,729			\$111,847	\$367	\$16,992,009	\$53,825	\$5,939	\$156,765	
Feb 08	\$4,062,763	\$11,065	\$0	\$0	\$17,365,579	\$37,115			\$112,086	\$331	\$21,540,428	\$48,511	\$3,421	\$208,698	
Mar 08	\$4,073,018	\$10,255	Closed Account		\$15,399,795	\$34,266			\$112,300	\$213	\$19,585,113	\$44,734	\$2,306	\$255,738	
Apr 08	\$4,081,211	\$8,192			\$14,423,750	\$23,782			\$112,461	\$160	\$18,617,422	\$32,134	\$1,362	\$289,234	
May 08	\$4,089,118	\$7,907			\$12,942,765	\$19,065			\$112,603	\$141	\$17,144,485	\$27,113	\$1,012	\$317,359	
Jun 08	\$11,108,396	\$19,279			\$4,952,699	\$9,984			\$112,749	\$146	\$16,173,844	\$29,409	\$883	\$347,652	
July 08	\$9,129,077	\$20,681			\$2,960,130	\$7,381			\$112,896	\$147	\$12,202,103	\$28,209	\$1,344	\$377,204	
Aug 08	\$8,145,938	\$16,860			\$2,965,291	\$5,161			\$113,035	\$139	\$11,224,263	\$22,161	\$998	\$400,363	
Sep 08	\$6,160,280	\$14,343			\$2,971,010	\$5,719			\$113,200	\$165	\$9,244,490	\$20,226	\$1,213	\$421,802	
Oct 08	\$5,169,417	\$9,137			\$2,974,012	\$3,002			\$113,304	\$105	\$8,256,734	\$12,244	\$1,246	\$13,490	
Nov 08	\$4,176,231	\$6,814			\$2,976,276	\$2,265			\$113,374	\$70	\$7,265,882	\$9,148	\$548	\$23,186	
Dec 08	\$4,181,500	\$5,269			\$2,978,600	\$2,323	\$5,000,303	\$315	\$113,441	\$67	\$12,273,844	\$7,974	\$513	\$31,673	
Jan 09	\$10,187,294	\$5,794			\$2,979,823	\$1,223	\$8,004,004	\$3,648	\$113,464	\$23	\$21,284,585	\$10,688	\$304	\$42,665	
Feb 09	\$13,193,432	\$6,139			\$2,980,965	\$1,142	\$8,007,686	\$3,682	\$113,486	\$22	\$24,295,569	\$10,985	\$286	\$53,935	
Mar 09	\$12,699,865	\$6,433			\$2,982,371	\$1,306	\$8,011,896	\$4,210	\$113,511	\$25	\$23,807,643	\$11,974	\$151	\$66,060	
Apr 09	\$11,204,456	\$4,591			\$2,983,496	\$1,225	\$8,015,186	\$3,290	\$113,534	\$23	\$22,316,673	\$9,130	\$208	\$75,397	
May 09															
Jun 09															
July 09															
Aug 09															
Sep 09															



Source: Tex Pool, Chase / JP Morgan & First United



Investment Overview Ending April 30, 2009

SUMMARY

Tex Pool Clearing	\$11,204,456
JP Morgan Chase HBSA 1	\$2,983,496
JP Morgan Chase HBSA 2	<u>\$8,015,186</u>
Total Non Restrictive investments	\$22,203,139
Amarillo National Bank Closing	<u>\$1,228,643</u>
Cash On Hand	\$23,431,782
Restrictive JP Morgan Chase Debt Service	<u>\$113,534</u>
Total Investments and Cash	\$23,545,316

INVESTMENTS & CASH

