

RANDALL COUNTY TREASURER REPORT

For April 2010

Currency & Investments

Commissioners' Court
Randall County Treasurer
Glenna Canada
Court date - May 25, 2010

Enclosed are:

Amarillo National Bank Clearing Account – Page 1

Bank Deposit – Page 2

Tex Pool Accounts – Page 3

Investment Accounts – Page 4

Investment Overview – Page 5

ANB Amarillo Economic Analysis – Page 6

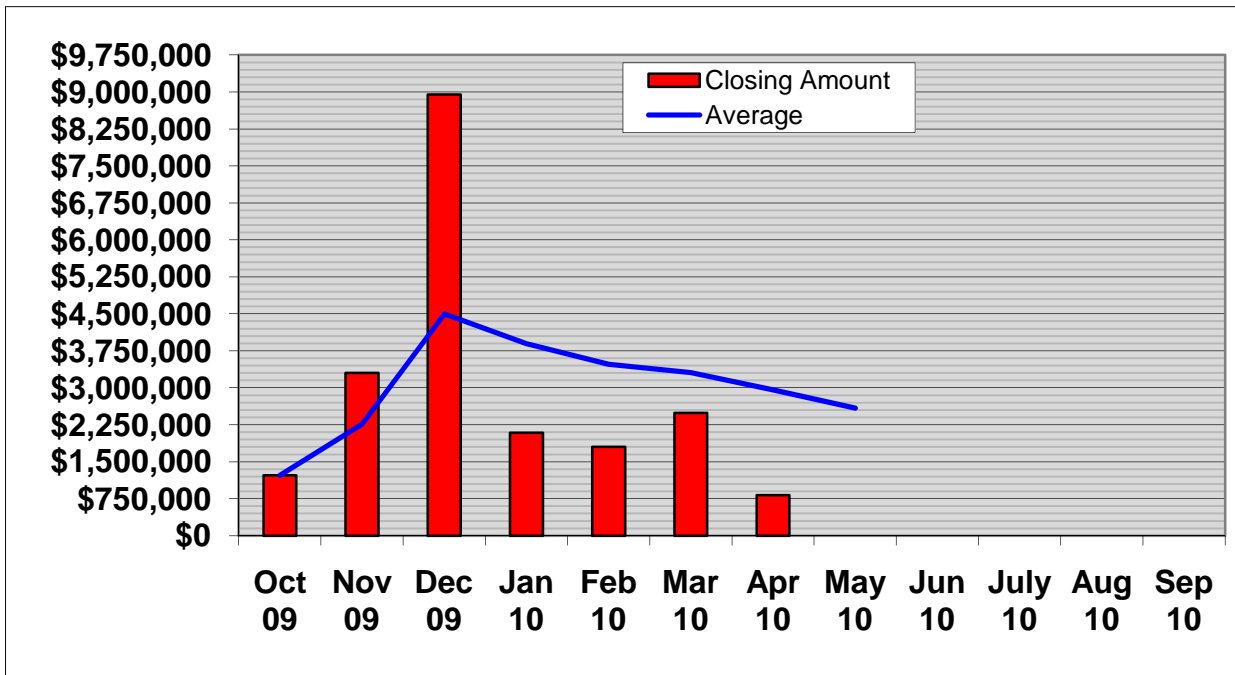
Glenna Canada

Information is operational data as of April 30, 2010



Amarillo National Bank Clearing Account

	Opening	Deposit	Withdrawals	Closing
Oct 08	\$1,386,169	\$3,739,944	\$4,172,613	\$953,500
Nov 08	\$953,500	\$2,887,808	\$3,061,295	\$780,013
Dec 08	\$780,013	\$8,423,055	\$7,905,020	\$1,298,048
Jan 09	\$1,298,048	\$12,781,348	\$12,666,243	\$1,413,152
Feb 09	\$1,413,152	\$5,983,121	\$6,294,234	\$1,102,040
Mar 09	\$1,102,040	\$2,670,864	\$3,137,732	\$635,171
Apr 09	\$635,171	\$4,086,527	\$3,539,585	\$1,182,112
May 09	\$1,182,112	\$2,870,649	\$3,141,709	\$911,052
June 09	\$911,052	\$3,640,688	\$3,884,252	\$667,488
July 09	\$667,488	\$5,878,207	\$5,353,899	\$1,191,796
Aug 09	\$1,191,796	\$2,571,442	\$2,904,729	\$858,509
Sep 09	\$858,509	\$4,870,276	\$4,636,540	\$1,092,245
Oct 09	\$1,092,245	\$5,756,480	\$5,622,949	\$1,225,776
Nov 09	\$1,225,776	\$6,743,665	\$4,665,946	\$3,303,495
Dec 09	\$3,303,495	\$18,761,296	\$13,114,473	\$8,950,318
Jan 10	\$8,950,318	\$6,647,147	\$13,507,766	\$2,089,700
Feb 10	\$2,089,700	\$8,945,567	\$9,232,164	\$1,803,103
Mar 10	\$1,803,103	\$5,048,593	\$4,362,808	\$2,488,888
Apr 10	\$2,488,888	\$2,772,589	\$4,435,800	\$825,677
May 10				
Jun 10				
July 10				
Aug 10				
Sep 10				

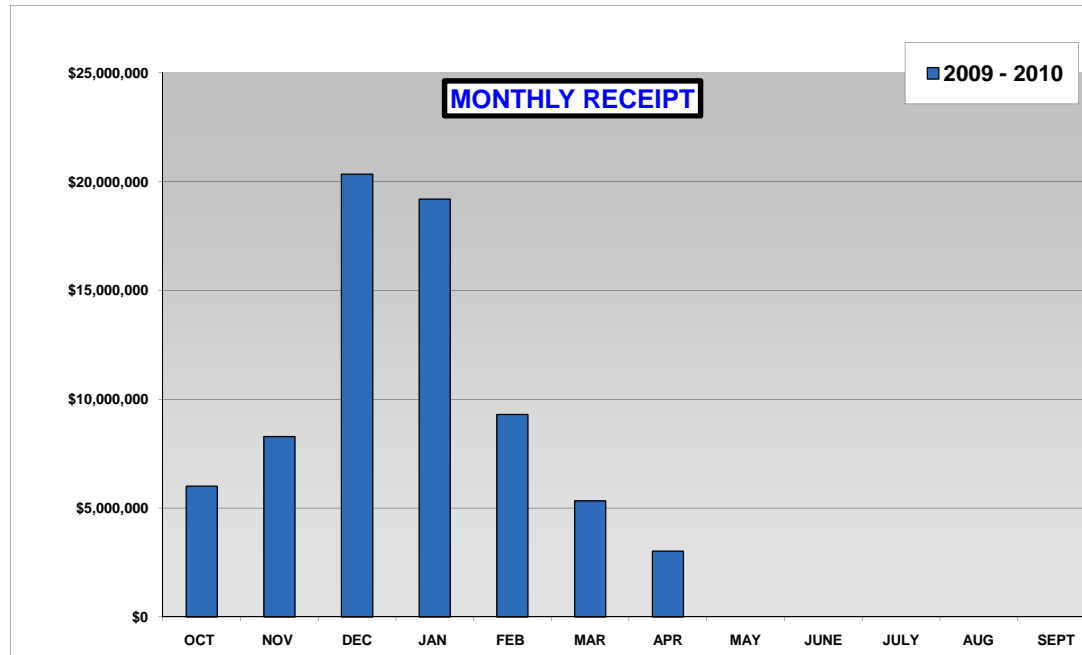


Source: ANB Monthly Statements



CASH RECEIPTS FOR 2009 - 2010

MONTH	DISTRICT CLERK	COUNTY CLERK	SHERIFF	JP#1	JP#4	TAX OFFICE (OTHER)	DISTRICT ATTORNEY	STATE COMP.	ACCT. 050-51 YCHP	ACCT. 022 JUV PRO	ADVALOREM TAXES	OTHER RECEIPTS	JUV. PROB. TRANSFERS	MONTHLY RECEIPT TOTAL
Oct 09	\$119,915	\$152,905	\$247,569	\$67,001	\$55,757	\$146,844	\$59,700	\$107,128	\$105,825	\$81,621	\$2,467,611	\$2,954,930	\$75,000	\$6,014,186
Nov 09	\$110,060	\$236,332	\$90,142	\$53,834	\$57,825	\$110,821	\$49,705	\$452,548	\$469,347	\$137,028	\$1,421,494	\$5,110,833	\$0	\$8,299,970
Dec 09	\$120,914	\$158,768	\$332,700	\$54,968	\$50,704	\$138,287	\$70,097	\$182,292	\$220,204	\$62,673	\$14,107,912	\$4,696,989	\$150,000	\$20,346,507
Jan 10	\$98,062	\$116,587	\$136,238	\$56,800	\$73,091	\$106,160	\$51,869	\$49,835	\$119,047	\$125,446	\$8,618,528	\$9,648,577	\$0	\$19,200,239
Feb 10	\$119,987	\$141,955	\$183,245	\$77,096	\$92,079	\$185,201	\$69,621	\$284,803	\$378,203	\$88,532	\$423,026	\$7,069,036	\$200,000	\$9,312,784
Mar 10	\$159,168	\$172,698	\$259,407	\$75,672	\$69,830	\$222,582	\$265,371	\$4,459	\$352,396	\$128,566	\$286,813	\$3,264,145	\$75,000	\$5,336,105
Apr 10	\$150,360	\$153,767	\$177,764	\$71,487	\$65,332	\$146,392	\$62,026	\$61,233	\$32,379	\$104,630	\$166,554	\$1,688,290	\$150,000	\$3,030,213
May 10														\$0
Jun 10														\$0
July 10														\$0
Aug 10														\$0
Sep 10														\$0
TOTAL	\$878,466	\$1,133,012	\$1,427,065	\$456,858	\$464,618	\$1,056,286	\$628,389	\$1,142,298	\$1,677,400	\$728,496	\$27,491,937	\$34,432,800	\$650,000	\$71,540,004





TEX POOL INVESTMENT ACCOUNTS

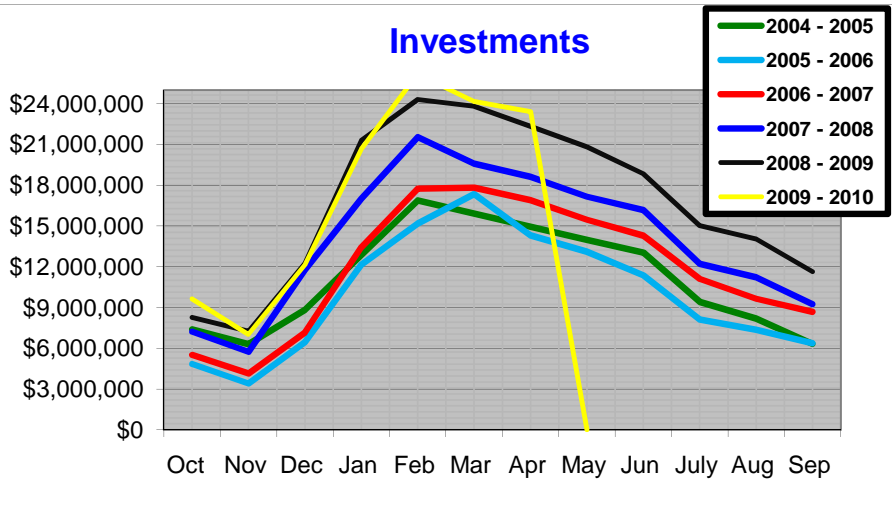
Month	Clearing	Juvenile	1998	Court Cost
	Account	Probation Fund	Construction	
Oct 06	\$546,216	\$1,181,091	\$113,891	\$7,731
Nov 06	\$548,586	\$1,186,214	\$114,385	\$7,765
Dec 06	\$551,049	\$1,191,540	\$114,899	\$7,800
Jan 07	\$553,516	\$1,196,875	\$115,413	\$7,834
Feb 07	\$1,057,711	\$1,201,723	\$115,880	\$7,866
Mar 07	\$1,062,466	\$1,207,125	\$116,401	\$7,902
Apr 07	\$1,067,072	\$1,212,358	\$116,906	\$7,936
May 07	\$1,071,836	\$1,217,771	\$117,428	\$7,971
Jun 07	\$1,076,495	\$1,223,064	\$117,938	\$8,009
July 07	\$1,081,318	\$1,228,544	\$118,467	\$8,042
Aug 07	\$1,086,137	\$1,234,019	\$118,995	\$8,078
Sep 07	\$1,090,720	\$1,239,226	\$119,497	\$8,112
Oct 07	\$1,095,285	\$1,244,412	\$119,997	\$8,146
Nov 07	\$1,099,529	\$1,249,234	\$120,462	\$8,177
Dec 07	\$1,103,784	\$1,254,067	\$120,928	\$8,209
Jan 08	\$1,107,764	\$1,258,591	\$121,364	\$8,239
Feb 08	\$4,062,763	\$1,262,028	\$121,696	\$8,261
Mar 08	\$4,063,093	\$1,265,214	\$122,002	\$8,281
Apr 08	\$4,081,211	\$1,267,759	\$122,248	\$8,282
May 08	\$4,089,118	\$1,270,215	\$122,485	\$8,315
Jun 08	\$11,108,396	\$1,272,578	\$122,713	\$8,330
July 08	\$9,129,077	\$1,275,006	\$122,947	\$8,346
Aug 08	\$8,145,938	\$1,277,483	\$123,186	\$8,362
Sep 08	\$6,160,280	\$1,280,010	\$123,430	\$8,379
Oct 08	\$5,169,417	\$1,282,159	\$123,637	\$8,393
Nov 08	\$4,176,231	\$1,284,079	\$123,822	\$8,405
Dec 08	\$4,181,500	\$1,285,699	\$123,978	\$8,416
Jan 09	\$10,187,293	\$1,286,740	\$124,079	\$8,423
Feb 09	\$13,193,432	\$1,287,400	\$0	\$8,427
Mar 09	\$12,699,865	\$1,288,033	CLOSE ACCOUNT	\$8,431
Apr 09	\$11,204,456	\$1,288,537		\$8,435
May 09	\$9,708,251	\$1,289,011		\$8,438
Jun 09	\$7,711,144	\$1,289,428		\$8,440
July 09	\$3,900,036	\$1,289,799		\$8,443
Aug 09	\$3,901,155	\$1,290,169		\$8,445
Sep 09	\$3,902,060	\$1,290,468		\$8,447
Oct 09	\$3,902,755	\$1,290,698		\$8,449
Nov 09	\$1,911,581	\$1,290,922		Closed
Dec 09	\$6,412,125	\$1,291,151		
Jan 10	\$6,413,013	\$1,291,330		
Feb 10	\$8,914,024	\$1,291,480		
Mar 10	\$6,915,139	\$1,291,653		
Apr 10	\$6,166,073	\$1,291,829		
May 10				
Jun 10				
July 10				
Aug 10				
Sep 10				



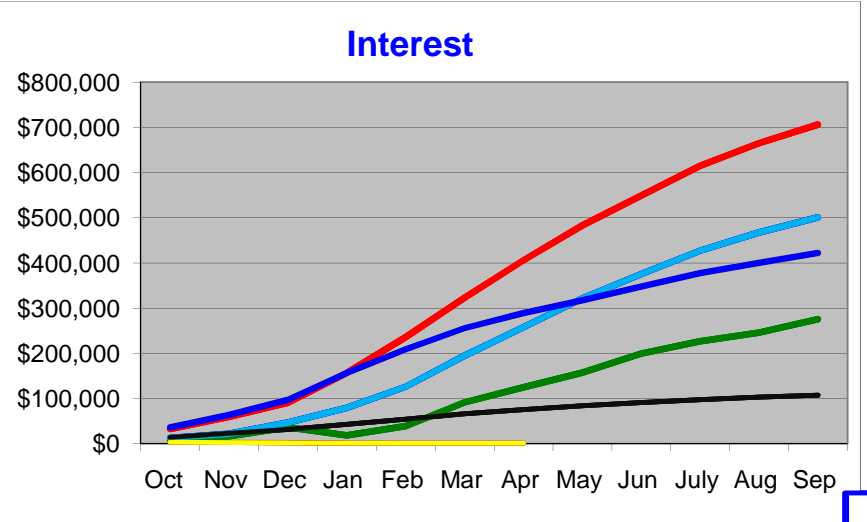
INVESTMENT ACCOUNTS

End	Tex Pool	Chase	Chase	Chase	Chase	Total	Invs Total	AN Bank	Interest					
Month	Clearing	Interest	HBSA 1	Interest	HBSA 2	Interest	Debt Serv	Int	Investments	Interest	Interest	To Date	Chase	Interest
Oct 08	\$5,169,417	\$9,137	\$2,974,012	\$3,002			\$113,304	\$105	\$8,256,734	\$12,244	\$1,246	\$13,490		
Nov 08	\$4,176,231	\$6,814	\$2,976,276	\$2,265			\$113,374	\$70	\$7,265,882	\$9,148	\$548	\$23,186		
Dec 08	\$4,181,500	\$5,269	\$2,978,600	\$2,323	\$5,000,303	\$315	\$113,441	\$67	\$12,273,844	\$7,974	\$513	\$31,673		
Jan 09	\$10,187,294	\$5,794	\$2,979,823	\$1,223	\$8,004,004	\$3,648	\$113,464	\$23	\$21,284,585	\$10,688	\$304	\$42,665		
Feb 09	\$13,193,432	\$6,139	\$2,980,965	\$1,142	\$8,007,686	\$3,682	\$113,486	\$22	\$24,295,569	\$10,985	\$286	\$53,935		
Mar 09	\$12,699,865	\$6,433	\$2,982,371	\$1,306	\$8,011,896	\$4,210	\$113,511	\$25	\$23,807,643	\$11,974	\$151	\$66,060		
Apr 09	\$11,204,456	\$4,591	\$2,983,496	\$1,225	\$8,015,186	\$3,290	\$113,534	\$23	\$22,316,673	\$9,130	\$208	\$75,397		
May 09	\$9,708,351	\$3,894	\$2,984,672	\$1,176	\$8,018,346	\$3,160	\$113,557	\$23	\$20,824,926	\$8,253	\$191	\$83,842		
Jun 09	\$7,711,144	\$2,793	\$2,985,749	\$1,177	\$8,021,508	\$3,161	\$113,582	\$25	\$18,831,982	\$7,156	\$195	\$91,193		
July 09	\$3,900,036	\$1,880	\$2,986,989	\$1,140	\$8,024,571	\$3,064	\$113,606	\$24	\$15,025,202	\$6,108	\$195	\$97,495	\$11,300,539	\$557
Aug 09	\$3,901,155	\$1,120	\$1,987,831	\$888	\$8,027,636	\$3,065	\$113,630	\$24	\$14,030,253	\$5,097	\$216	\$102,808	\$10,816,607	\$4,148
Sep 09	\$3,902,060	\$905	\$1,088,326	\$540	\$6,530,127	\$2,560	\$113,653	\$23	\$11,634,166	\$4,029	\$215	\$107,052	\$10,401,094	\$3,927
Oct 09	\$3,902,755	\$694	\$1,088,675	\$350	\$4,531,942	\$1,906	\$113,676	\$23	\$9,637,048	\$2,974	\$259	\$3,233	\$9,449,488	\$3,301
Nov 09	\$1,290,922	\$224	\$1,089,008	\$333	\$4,533,392	\$1,450	\$113,700	\$24	\$7,027,023	\$2,031	\$541	\$5,805	\$7,797,820	\$2,562
Dec 09	\$6,412,125	\$544	\$1,089,253	\$245	\$4,534,413	\$1,021	\$113,725	\$24	\$12,149,516	\$1,834	\$621	\$8,260	\$6,754,993	\$1,679
Jan 10	\$6,413,013	\$888	\$1,089,448	\$195	\$13,036,493	\$2,097	\$113,745	\$20	\$20,652,698	\$3,200	\$457	\$11,917	\$5,856,606	\$1,164
Feb 10	\$8,914,024	\$1,011	\$56	\$56	\$17,128,487	\$2,528	\$113,763	\$18	\$26,156,331	\$3,614	\$351	\$15,883	\$4,905,524	\$900
Mar 10	\$6,915,139	\$1,114	\$0	\$0	\$17,131,775	\$3,250	\$113,763	\$22	\$24,160,677	\$4,386	\$290	\$20,559	\$4,211,005	\$897
Apr 10	\$6,166,073	\$935			\$17,134,731	\$2,955	\$113,804	\$20	\$23,414,608	\$3,910	\$264	\$24,733	\$3,531,776	\$791
May 10									\$0	\$0		\$24,733		
Jun 10														
July 10														
Aug 10														
Sep 10														

Investments



Interest





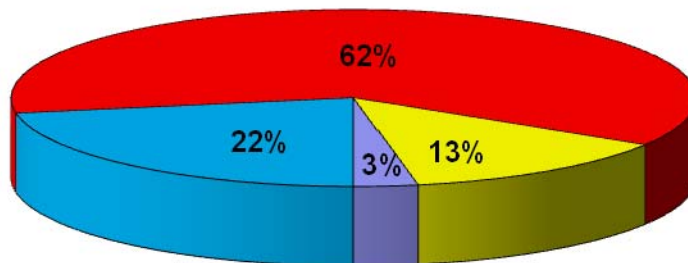
Investment Overview Ending April 30, 2010

SUMMARY

Tex Pool Clearing	\$6,166,073
JP Morgan Chase HBSA	\$17,134,731
Total Non Restrictive investments	\$23,300,804
Amarillo National Bank Closing	\$825,677
Cash On Hand	\$24,126,481
Restrictive JP Morgan Chase Building Fund	\$3,531,776
Restrictive JP Morgan Chase Debt Service	\$113,804
Total Investments and Cash	\$27,772,062

INVESTMENTS & CASH

- Tex Pool Clearing
- JP Morgan Chase HBSA
- JP Morgan Building/Debt
- Amarillo National Bank Closing



END