



# RANDALL COUNTY TREASURER REPORT

For April 2011

---

## Currency & Investments

Commissioners' Court  
Randall County Treasurer  
Glenna Canada  
Court date - June 14, 2011

## Enclosed are:

Amarillo National Bank Clearing Account – Page 1

Bank Deposit – Page 2

Tex Pool Accounts – Page 3

Investment Accounts – Page 4

Investment Overview – Page 5

ANB Amarillo Economic Analysis – Page 6

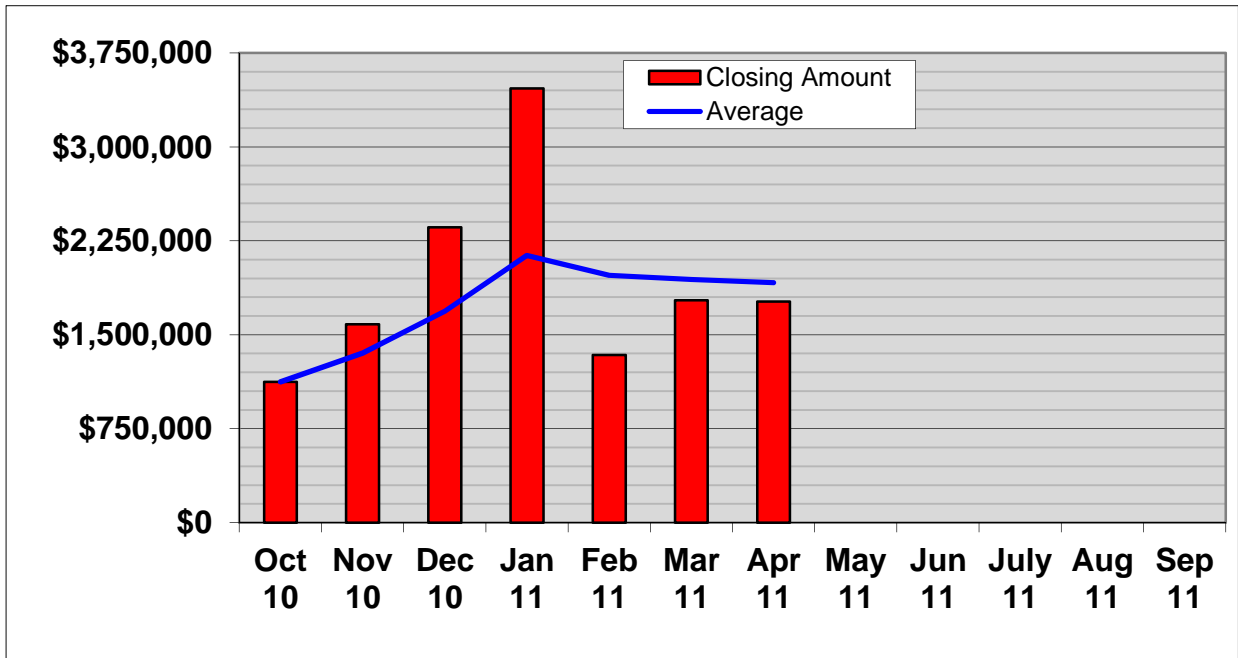
*Glenna Canada*

Information is operational data as of April 30, 2011



# Amarillo National Bank Clearing Account

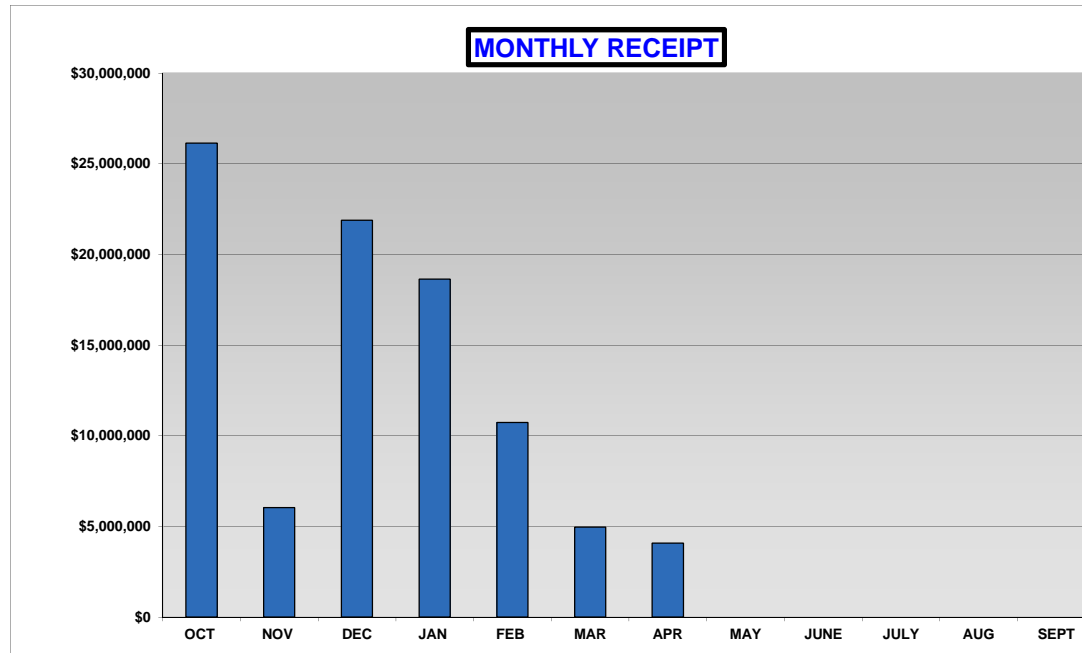
	Opening	Deposit	Withdrawals	Closing
Oct 09	\$1,092,245	\$5,756,480	\$5,622,949	\$1,225,776
Nov 09	\$1,225,776	\$6,743,665	\$4,665,946	\$3,303,495
Dec 09	\$3,303,495	\$18,761,296	\$13,114,473	\$8,950,318
Jan 10	\$8,950,318	\$6,647,147	\$13,507,766	\$2,089,700
Feb 10	\$2,089,700	\$8,945,567	\$9,232,164	\$1,803,103
Mar 10	\$1,803,103	\$5,048,593	\$4,362,808	\$2,488,888
Apr 10	\$2,488,888	\$2,772,589	\$4,435,800	\$825,677
May 10	\$825,677	\$3,634,534	\$3,719,778	\$740,433
Jun 10	\$740,433	\$4,451,173	\$4,323,863	\$867,743
July 10	\$867,743	\$7,873,167	\$7,251,837	\$1,488,973
Aug 10	\$1,488,973	\$3,574,874	\$4,196,956	\$866,891
Sep 10	\$866,891	\$4,917,128	\$4,813,885	\$970,134
Oct 10	\$970,134	\$25,652,216	\$25,498,130	\$1,124,220
Nov 10	\$1,124,220	\$5,336,339	\$4,877,957	\$1,582,602
Dec 10	\$1,582,602	\$10,320,680	\$9,546,213	\$2,357,068
Jan 11	\$2,357,068	\$19,636,783	\$18,528,052	\$3,465,800
Feb 11	\$3,465,800	\$12,106,219	\$14,234,429	\$1,337,589
Mar 11	\$1,337,589	\$4,935,906	\$4,499,154	\$1,774,341
Apr 11	\$1,774,341	\$3,804,901	\$3,813,645	\$1,765,597
May 11				
Jun 11				
July 11				
Aug 11				
Sep 11				





# CASH RECEIPTS FOR 2010 - 2011

MONTH	DISTRICT CLERK	COUNTY CLERK	SHERIFF	JP#1	JP#4	TAX OFFICE (OTHER)	DISTRICT ATTORNEY	STATE COMP.	ACCT. 050-51 YCHP	ACCT. 022 JUV PRO	ADVALOREM TAXES	OTHER RECEIPTS	JUV. PROB. TRANSFERS	MONTHLY RECEIPT TOTAL
Oct 10	\$112,801	\$194,805	\$292,723	\$59,246	\$66,476	\$156,714	\$58,599	\$235,487	\$237,550	\$74,546	\$1,503,928	\$23,019,902	\$128,000	\$26,140,776
Nov 10	\$98,207	\$141,531	\$277,968	\$51,048	\$60,827	\$153,793	\$57,531	\$57,365	\$335,727	\$87,928	\$1,117,414	\$3,501,682	\$100,000	\$6,041,022
Dec 10	\$124,123	\$185,741	\$235,194	\$57,990	\$63,551	\$105,803	\$66,987	\$14,655	\$262,173	\$60,798	\$14,301,068	\$6,415,244	\$80,000	\$21,893,328
Jan 11	\$119,205	\$160,235	\$229,877	\$71,070	\$79,520	\$81,262	\$78,232	\$244,429	\$214,569	\$138,617	\$8,268,582	\$8,902,539	\$60,000	\$18,648,138
Feb 11	\$119,601	\$166,772	\$312,304	\$71,145	\$78,832	\$397,456	\$49,200	\$20,673	\$227,380	\$110,536	\$628,959	\$8,460,712	\$95,000	\$10,738,571
Mar 11	\$154,683	\$168,781	\$586,529	\$78,839	\$88,645	\$201,575	\$68,921	\$60,602	\$201,303	\$114,492	\$310,875	\$2,734,120	\$195,000	\$4,964,364
Apr 11	\$112,549	\$170,006	\$89,335	\$51,152	\$65,544	\$155,224	\$48,653	\$204,443	\$217,242	\$58,245	\$263,326	\$2,580,308	\$75,000	\$4,091,028
May 11														
Jun 11														
July 11														
Aug 11														
Sep 11														
<b>TOTAL</b>	<b>\$841,170</b>	<b>\$1,187,870</b>	<b>\$2,023,930</b>	<b>\$440,490</b>	<b>\$503,395</b>	<b>\$1,251,827</b>	<b>\$428,123</b>	<b>\$837,655</b>	<b>\$1,695,944</b>	<b>\$645,161</b>	<b>\$26,394,153</b>	<b>\$55,614,508</b>	<b>\$733,000</b>	<b>\$92,517,227</b>





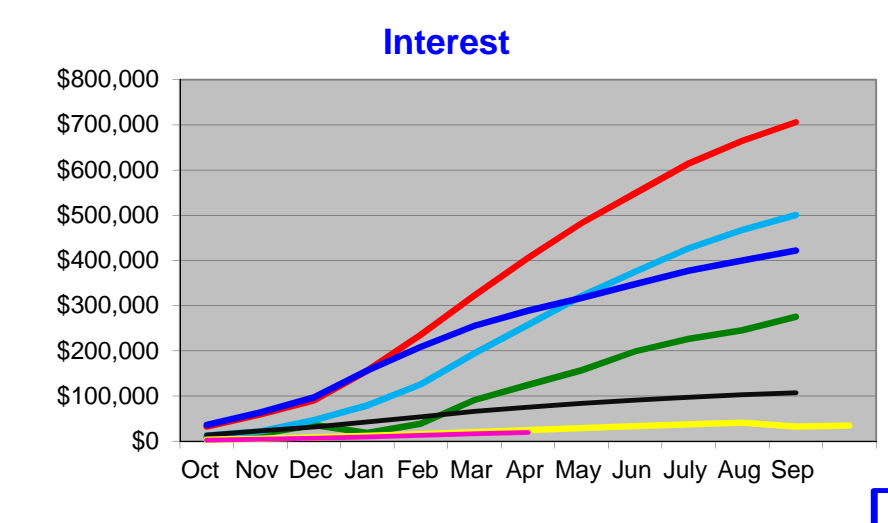
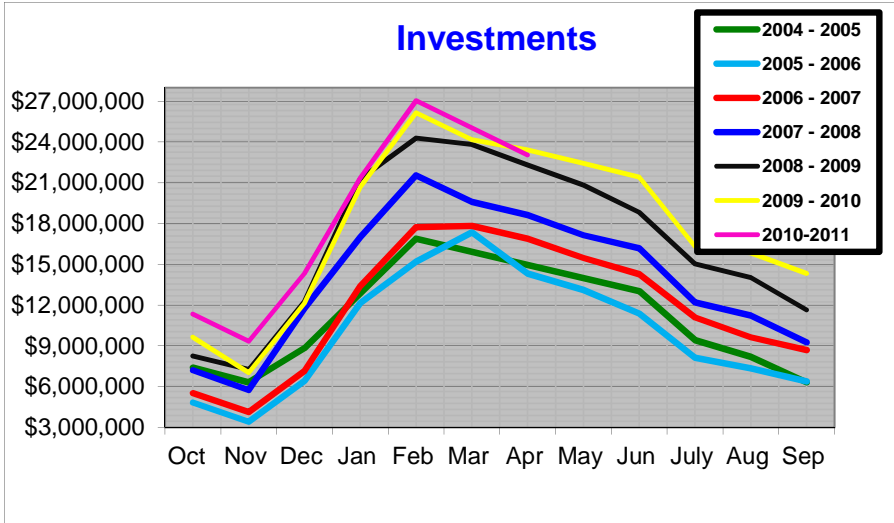
# TEX POOL INVESTMENT ACCOUNTS

Month	Clearing	Juvenile	1998	Court Cost
	Account	Probation Fund	Construction	
Oct 07	\$1,095,285	\$1,244,412	\$119,997	\$8,146
Nov 07	\$1,099,529	\$1,249,234	\$120,462	\$8,177
Dec 07	\$1,103,784	\$1,254,067	\$120,928	\$8,209
Jan 08	\$1,107,764	\$1,258,591	\$121,364	\$8,239
Feb 08	\$4,062,763	\$1,262,028	\$121,696	\$8,261
Mar 08	\$4,063,093	\$1,265,214	\$122,002	\$8,281
Apr 08	\$4,081,211	\$1,267,759	\$122,248	\$8,282
May 08	\$4,089,118	\$1,270,215	\$122,485	\$8,315
Jun 08	\$11,108,396	\$1,272,578	\$122,713	\$8,330
July 08	\$9,129,077	\$1,275,006	\$122,947	\$8,346
Aug 08	\$8,145,938	\$1,277,483	\$123,186	\$8,362
Sep 08	\$6,160,280	\$1,280,010	\$123,430	\$8,379
Oct 08	\$5,169,417	\$1,282,159	\$123,637	\$8,393
Nov 08	\$4,176,231	\$1,284,079	\$123,822	\$8,405
Dec 08	\$4,181,500	\$1,285,699	\$123,978	\$8,416
Jan 09	\$10,187,293	\$1,286,740	\$124,079	\$8,423
Feb 09	\$13,193,432	\$1,287,400	\$0	\$8,427
Mar 09	\$12,699,865	\$1,288,033	<b>CLOSE ACCOUNT</b>	\$8,431
Apr 09	\$11,204,456	\$1,288,537		\$8,435
May 09	\$9,708,251	\$1,289,011		\$8,438
Jun 09	\$7,711,144	\$1,289,428		\$8,440
July 09	\$3,900,036	\$1,289,799		\$8,443
Aug 09	\$3,901,155	\$1,290,169		\$8,445
Sep 09	\$3,902,060	\$1,290,468		\$8,447
Oct 09	\$3,902,755	\$1,290,698		\$8,449
Nov 09	\$1,911,581	\$1,290,922		<b>Closed</b>
Dec 09	\$6,412,125	\$1,291,151		
Jan 10	\$6,413,013	\$1,291,330		
Feb 10	\$8,914,024	\$1,291,480		
Mar 10	\$6,915,139	\$1,291,653		
Apr 10	\$6,166,073	\$1,291,829		
May 10	\$5,166,943	\$1,292,042		
Jun 10	\$4,167,690	\$1,292,262		
July 10	\$2,068,264	\$1,292,510		
Aug 10	\$2,068,665	\$1,292,760		
Sep 10	\$568,928	\$1,292,990		
Oct 10	\$9,070,444	\$1,293,214		
Nov 10	\$7,071,714	\$1,293,418		
Dec 10	\$12,072,787	\$1,293,802		
Jan 11	\$19,075,153	\$1,293,776		
Feb 11	\$24,777,803	\$1,293,922		
Mar 11	\$22,780,771	\$1,294,083		
Apr 11	\$20,782,826	\$1,294,202		
May 11				
Jun 11				
July 11				
Aug 11				
Sep 11				



# INVESTMENT ACCOUNTS

End Month	Tex Pool Clearing	Interest	Chase HBSA 1	Interest	Chase HBSA 2	Interest	Chase Debt Serv	Int	Total Investments	Invs Total Interest	AN Bank Interest	Interest To Date	Chase CO 2009	Interest	Chase CO 2010	Interest
Oct 09	\$3,902,755	\$694	\$1,088,675	\$350	\$4,531,942	\$1,906	\$113,676	\$23	\$9,637,048	\$2,974	\$259	\$3,233	\$9,449,488	\$3,301		
Nov 09	\$1,290,922	\$224	\$1,089,008	\$333	\$4,533,392	\$1,450	\$113,700	\$24	\$7,027,023	\$2,031	\$541	\$5,805	\$7,797,820	\$2,562		
Dec 09	\$6,412,125	\$544	\$1,089,253	\$245	\$4,534,413	\$1,021	\$113,725	\$24	\$12,149,516	\$1,834	\$621	\$8,260	\$6,754,993	\$1,679		
Jan 10	\$6,413,013	\$888	\$1,089,448	\$195	\$13,036,493	\$2,097	\$113,745	\$20	\$20,652,698	\$3,200	\$457	\$11,917	\$5,856,606	\$1,164		
Feb 10	\$8,914,024	\$1,011	\$56	\$56	\$17,128,487	\$2,528	\$113,763	\$18	\$26,156,331	\$3,614	\$351	\$15,883	\$4,905,524	\$900		
Mar 10	\$6,915,139	\$1,114	\$0	\$0	\$17,131,775	\$3,250	\$113,763	\$22	\$24,160,677	\$4,386	\$290	\$20,559	\$4,211,005	\$897		
Apr 10	\$6,166,073	\$935			\$17,134,731	\$2,955	\$113,804	\$20	\$23,414,608	\$3,910	\$264	\$24,733	\$3,531,776	\$791		
May 10	\$5,166,943	\$869			\$17,137,503	\$2,773	\$113,823	\$18	\$22,418,269	\$3,661	\$259	\$28,653	\$2,784,049	\$537	\$9,093,433	\$851
Jun 10	\$4,167,690	\$748			\$17,141,219	\$3,716	\$113,848	\$25	\$21,422,758	\$4,488	\$241	\$33,381	\$1,728,492	\$524	\$8,434,178	\$1,883
July 10	\$2,068,264	\$574			\$14,144,295	\$3,214	\$113,870	\$22	\$16,326,429	\$3,811	\$338	\$37,530	\$859,041	\$295	\$7,893,676	\$1,634
Aug 10	\$2,068,265	\$400			\$13,647,377	\$3,105	\$113,894	\$24	\$15,829,536	\$3,529	\$213	\$41,272	\$546,529	\$192	\$7,283,286	\$1,643
Sep 10	<b>\$2,068,665</b>	<b>\$263</b>			<b>\$12,149,870</b>	<b>\$2,516</b>	<b>\$113,916</b>	<b>\$22</b>	<b>\$14,332,451</b>	\$2,802	<b>\$150</b>	<b>\$32,307</b>	\$520,255	\$151	\$6,669,219	\$1,472
Oct 10	\$9,070,444	\$1,515			\$2,150,500	\$607	\$113,938	\$22	\$11,334,882	\$2,144	\$175	\$2,319	\$101,566	\$55	\$5,887,130	\$1,247
Nov 10	\$7,071,714	\$1,270			\$2,151,063	\$563	\$113,962	\$24	\$9,336,739	\$1,857	\$326	\$4,502	\$101,588	\$21	\$4,754,704	\$1,057
Dec 10	\$12,072,787	\$1,073			\$2,151,353	\$401	\$113,983	\$21	\$14,338,124	\$1,496	\$485	\$6,483	\$4,535	\$17	\$3,817,954	\$942
Jan 11	\$19,075,153	\$2,365			\$2,151,785	\$401	\$114,004	\$21	\$21,340,942	\$2,788	\$565	\$9,836	\$4,567	\$1	\$2,771,928	\$643
Feb 11	\$24,777,803	\$2,650			\$2,152,100	\$345	\$114,023	\$18	\$27,043,925	\$3,013	\$400	\$13,249	\$0	\$0	\$2,134,635	\$409
Mar 11	\$22,780,771	\$2,969			\$2,152,465	\$365	\$114,023	\$18	\$25,047,259	\$3,352	\$277	\$16,878			\$1,751,908	\$417
Apr 11	\$20,782,826	\$2,054			\$2,152,806	\$341	\$114,050	\$18	\$23,049,682	\$2,414	\$295	\$19,586			\$1,282,230	\$229
May 11																
Jun 11																
July 11																
Aug 11																
Sep 11																



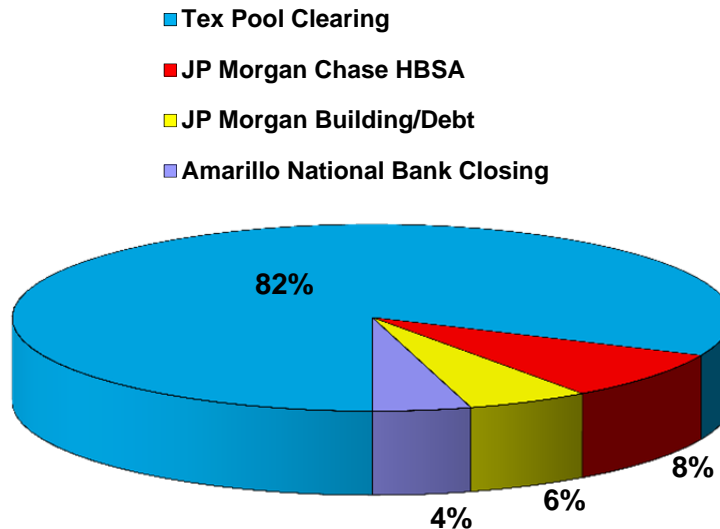


## Investment Overview Ending April 30, 2011

### SUMMARY

Tex Pool Clearing	\$20,782,826
JP Morgan Chase HBSA	\$2,152,806
<b>Total Non Restrictive investments</b>	<b>\$22,935,632</b>
Amarillo National Bank Closing	\$1,765,597
<b>Cash On Hand</b>	<b>\$24,701,229</b>
Restrictive JP Morgan Chase Building Funds	\$1,282,230
Restrictive JP Morgan Chase Debt Service	\$114,050
<b>Total Investments and Cash</b>	<b>\$26,097,509</b>

### INVESTMENTS & CASH



END