



# RANDALL COUNTY TREASURER REPORT

For December 2011

---

## Currency & Investments

Commissioners' Court  
Randall County Treasurer  
Glenna Canada  
Court date - January 24, 2012

## Enclosed are:

Amarillo National Bank Clearing Account – Page 1

Bank Deposit – Page 2

Tex Pool Accounts – Page 3

Investment Accounts – Page 4

Investment Overview – Page 5

ANB Amarillo Economic Analysis – Page 6

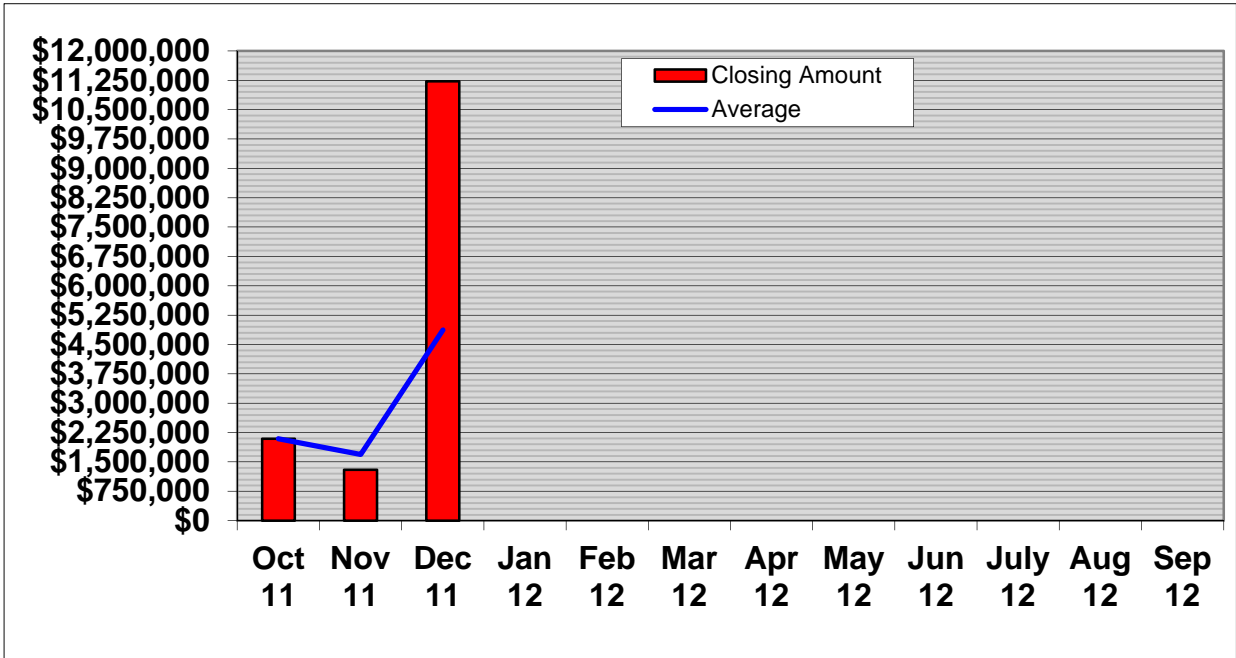
*Glenna Canada*

Information is operational data as of December 31, 2011



# Amarillo National Bank Clearing Account

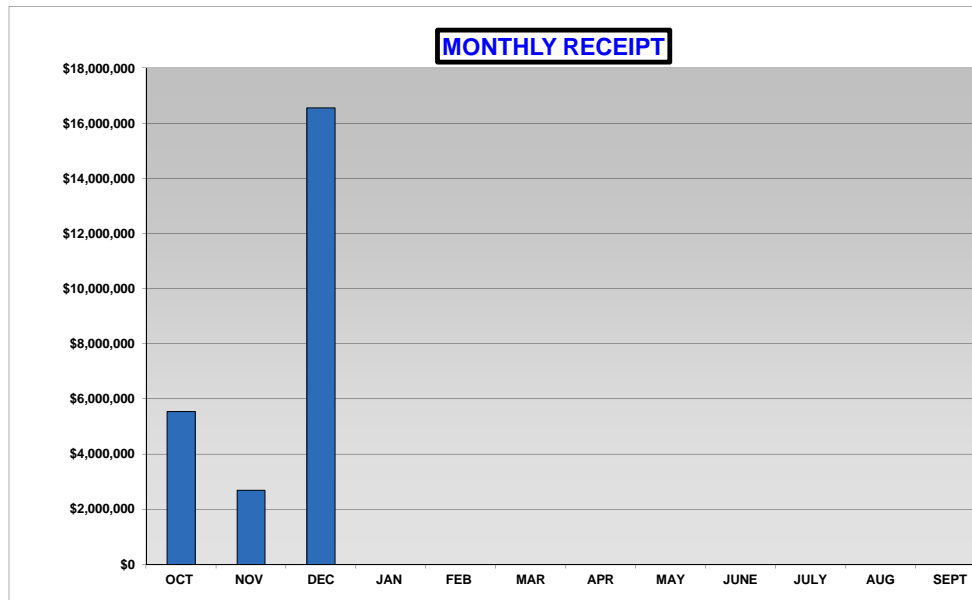
	Opening	Deposit	Withdrawals	Closing
Oct 10	\$970,134	\$25,652,216	\$25,498,130	\$1,124,220
Nov 10	\$1,124,220	\$5,336,339	\$4,877,957	\$1,582,602
Dec 10	\$1,582,602	\$10,320,680	\$9,546,213	\$2,357,068
Jan 11	\$2,357,068	\$19,636,783	\$18,528,052	\$3,465,800
Feb 11	\$3,465,800	\$12,106,219	\$14,234,429	\$1,337,589
Mar 11	\$1,337,589	\$4,935,906	\$4,499,154	\$1,774,341
Apr 11	\$1,774,341	\$3,804,901	\$3,813,645	\$1,765,597
May 11	\$1,765,597	\$3,861,890	\$3,486,798	\$2,140,690
Jun 11	\$2,140,690	\$2,808,849	\$3,188,954	\$1,760,585
July 11	\$1,760,585	\$6,173,899	\$6,454,458	\$1,480,026
Aug 11	\$1,480,026	\$3,162,970	\$3,390,858	\$1,252,139
Sep 11	\$1,252,139	\$4,264,862	\$3,760,854	\$1,756,147
Oct 11	\$1,756,147	\$5,014,479	\$4,676,666	\$2,093,960
Nov 11	\$2,093,960	\$2,740,941	\$3,538,048	\$1,296,852
Dec 11	\$1,296,852	\$12,624,153	\$2,695,874	\$11,225,131
Jan 12				
Feb 12				
Mar 12				
Apr 12				
May 12				
Jun 12				
July 12				
Aug 12				
Sep 12				





# CASH RECEIPTS FOR 2011 - 2012

MONTH	DISTRICT CLERK	COUNTY CLERK	SHERIFF	JP#1	JP#4	TAX OFFICE (OTHER)	DISTRICT ATTORNEY	STATE COMP.	ACCT. 050-51 YCHP	ACCT. 022 JUV PRO	ADVALOREM TAXES	OTHER RECEIPTS	OTHER TRANSFERS	JUV. PROB. TRANSFERS	MONTHLY RECEIPT TOTAL
Oct 11	\$119,890	\$161,441	\$264,955	\$58,521	\$78,223	\$151,993	\$36,580	\$84,256	\$300,678	\$230,779	\$1,457,563	\$244,707	\$2,359,500	\$0	\$5,549,086
Nov 11	\$113,813	\$158,021	\$97,574	\$51,550	\$57,641	\$157,478	\$44,895	\$8,060	\$302,441	\$83,438	\$1,134,421	\$423,337	\$0	\$65,000	\$2,697,671
Dec 11	\$105,171	\$175,511	\$458,185	\$46,903	\$53,140	\$114,523	\$46,922	\$41,145	\$45,805	\$90,441	\$15,099,679	\$204,833	\$0	\$80,000	\$16,562,258
Jan 12															\$0
Feb 12															\$0
Mar 12															\$0
Apr 12															\$0
May 12															\$0
Jun 12															\$0
July 12															\$0
Aug 12															\$0
Sep 12															\$0
<b>TOTAL</b>	<b>\$338,874</b>	<b>\$494,973</b>	<b>\$820,714</b>	<b>\$156,974</b>	<b>\$189,004</b>	<b>\$423,995</b>	<b>\$128,397</b>	<b>\$133,460</b>	<b>\$648,924</b>	<b>\$404,658</b>	<b>\$17,691,663</b>	<b>\$872,878</b>	<b>\$2,359,500</b>	<b>\$145,000</b>	<b>\$24,809,016</b>





# TEX POOL INVESTMENT ACCOUNTS

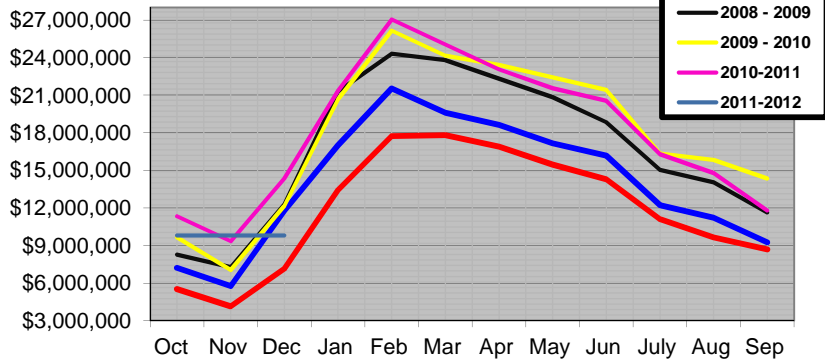
Month	Clearing	Juvenile	1998	Court Cost
	Account	Probation Fund	Construction	
Oct 08	\$5,169,417	\$1,282,159	\$123,637	\$8,393
Nov 08	\$4,176,231	\$1,284,079	\$123,822	\$8,405
Dec 08	\$4,181,500	\$1,285,699	\$123,978	\$8,416
Jan 09	\$10,187,293	\$1,286,740	\$124,079	\$8,423
Feb 09	\$13,193,432	\$1,287,400	\$0	\$8,427
Mar 09	\$12,699,865	\$1,288,033	Closed	\$8,431
Apr 09	\$11,204,456	\$1,288,537		\$8,435
May 09	\$9,708,251	\$1,289,011		\$8,438
Jun 09	\$7,711,144	\$1,289,428		\$8,440
July 09	\$3,900,036	\$1,289,799		\$8,443
Aug 09	\$3,901,155	\$1,290,169		\$8,445
Sep 09	\$3,902,060	\$1,290,468		\$8,447
Oct 09	\$3,902,755	\$1,290,698		\$8,449
Nov 09	\$1,911,581	\$1,290,922		Closed
Dec 09	\$6,412,125	\$1,291,151		
Jan 10	\$6,413,013	\$1,291,330		
Feb 10	\$8,914,024	\$1,291,480		
Mar 10	\$6,915,139	\$1,291,653		
Apr 10	\$6,166,073	\$1,291,829		
May 10	\$5,166,943	\$1,292,042		
Jun 10	\$4,167,690	\$1,292,262		
July 10	\$2,068,264	\$1,292,510		
Aug 10	\$2,068,665	\$1,292,760		
Sep 10	\$568,928	\$1,292,990		
Oct 10	\$9,070,444	\$1,293,214		
Nov 10	\$7,071,714	\$1,293,418		
Dec 10	\$12,072,787	\$1,293,802		
Jan 11	\$19,075,153	\$1,293,776		
Feb 11	\$24,777,803	\$1,293,922		
Mar 11	\$22,780,771	\$1,294,083		
Apr 11	\$20,782,826	\$1,294,202		
May 11	\$19,284,272	\$1,294,294		
Jun 11	\$18,285,524	\$1,294,379		
July 11	\$16,286,500	\$1,294,452		
Aug 11	\$14,787,640	\$1,294,545		
Sep 11	\$11,788,678	\$1,294,644		
Oct 11	\$9,789,421	\$1,294,736		
Nov 11	\$9,790,290	\$1,294,851		
Dec 11	\$9,790,963	\$1,294,940		
Jan 12				
Feb 12				
Mar 12				
Apr 12				
May 12				
June 12				
July 12				
Aug 12				
Sept 12				



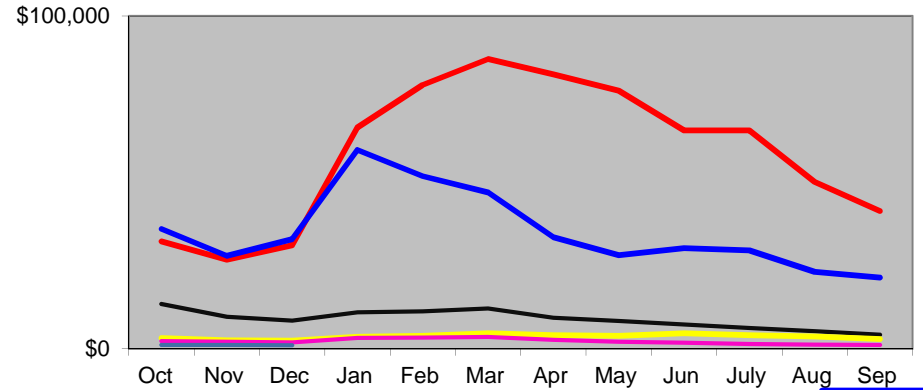
# INVESTMENT ACCOUNTS

End Month	Tex Pool Clearing	Interest	Chase HBSA 2	Interest	Chase Debt Serv	Int	Total Investments	Invs Total Interest	AN Bank Interest	Interest To Date	Chase CO 2009	Interest	Chase CO 2010	Interest
Oct 10	\$9,070,444	\$1,515	\$2,150,500	\$607	\$113,938	\$22	\$11,334,882	\$2,143	\$175	\$2,318	\$101,566	\$55	\$5,887,130	\$1,247
Nov 10	\$7,071,714	\$1,270	\$2,151,063	\$563	\$113,962	\$24	\$9,336,739	\$1,857	\$326	\$4,501	\$101,588	\$21	\$4,754,704	\$1,057
Dec 10	\$12,072,787	\$1,073	\$2,151,353	\$401	\$113,983	\$21	\$14,338,124	\$1,496	\$485	\$6,482	\$4,535	\$17	\$3,817,954	\$942
Jan 11	\$19,075,153	\$2,365	\$2,151,785	\$401	\$114,004	\$21	\$21,340,942	\$2,788	\$565	\$9,834	\$4,567	\$1	\$2,771,928	\$643
Feb 11	\$24,777,803	\$2,650	\$2,152,100	\$345	\$114,023	\$18	\$27,043,926	\$3,013	\$400	\$13,248	\$0	\$0	\$2,134,635	\$409
Mar 11	\$22,780,771	\$2,969	\$2,152,465	\$365	\$114,042	\$19	\$25,047,278	\$3,353	\$277	\$16,878	Closed Account		\$1,751,908	\$417
Apr 11	\$20,782,826	\$2,054	\$2,152,806	\$341	\$114,060	\$18	\$23,049,692	\$2,414	\$295	\$19,586			\$1,282,230	\$229
May 11	\$19,284,272	\$1,446	\$2,153,183	\$377	\$114,080	\$20	\$21,551,535	\$1,843	\$297	\$21,726			\$1,072,861	\$215
Jun 11	\$18,285,524	\$1,252	\$2,153,536	\$353	\$114,099	\$19	\$20,553,159	\$1,624	\$268	\$23,618			\$914,744	\$162
July 11	\$16,286,500	\$976	\$283	\$283	\$0	\$15	\$16,286,783	\$1,274	\$241	\$25,133			\$480,838	\$133
Aug 11	\$14,787,640	\$1,140	\$268	\$0	\$0	\$0	\$14,787,908	\$1,140	\$110	\$26,383			\$450,107	\$86
Sep 11	<b>\$11,788,678</b>	<b>\$1,038</b>	<b>\$0</b>	<b>\$0</b>	<b>\$0</b>	<b>\$0</b>	<b>\$11,788,678</b>	<b>\$1,038</b>	<b>\$160</b>	<b>\$27,582</b>			<b>\$443,205</b>	<b>\$63</b>
Oct 11	\$9,789,421	\$743	Closed Account		Closed Account		\$9,789,421	\$743	\$432	\$1,175			\$83,738	\$34
Nov 11	\$9,790,290	\$869					\$9,790,290	\$869	\$309	\$2,353			\$0	\$2
Dec 11	\$9,790,963	\$673					\$9,790,963	\$673	\$459	\$3,485			Closed Account	
Jan 12														
Feb 12														
Mar 12														
Apr 12														
May 12														
Jun 12														
July 12														
Aug 12														
Sep 12														

Investments



Interest





# Investment Overview Ending December 31, 2011

## SUMMARY

<b>Tex Pool Clearing</b>	<b><u>\$9,790,963</u></b>
<b>Total Non Restrictive investments</b>	<b>\$9,790,963</b>
<b>Amarillo National Bank Closing</b>	<b><u>\$11,225,131</u></b>
<b>Cash On Hand</b>	<b>\$21,016,094</b>

