



# RANDALL COUNTY TREASURER REPORT

For July 2011

---

## Currency & Investments

Commissioners' Court  
Randall County Treasurer  
Glenna Canada  
Court date - August 23, 2011

## Enclosed are:

Amarillo National Bank Clearing Account – Page 1

Bank Deposit – Page 2

Tex Pool Accounts – Page 3

Investment Accounts – Page 4

Investment Overview – Page 5

ANB Amarillo Economic Analysis – Page 6

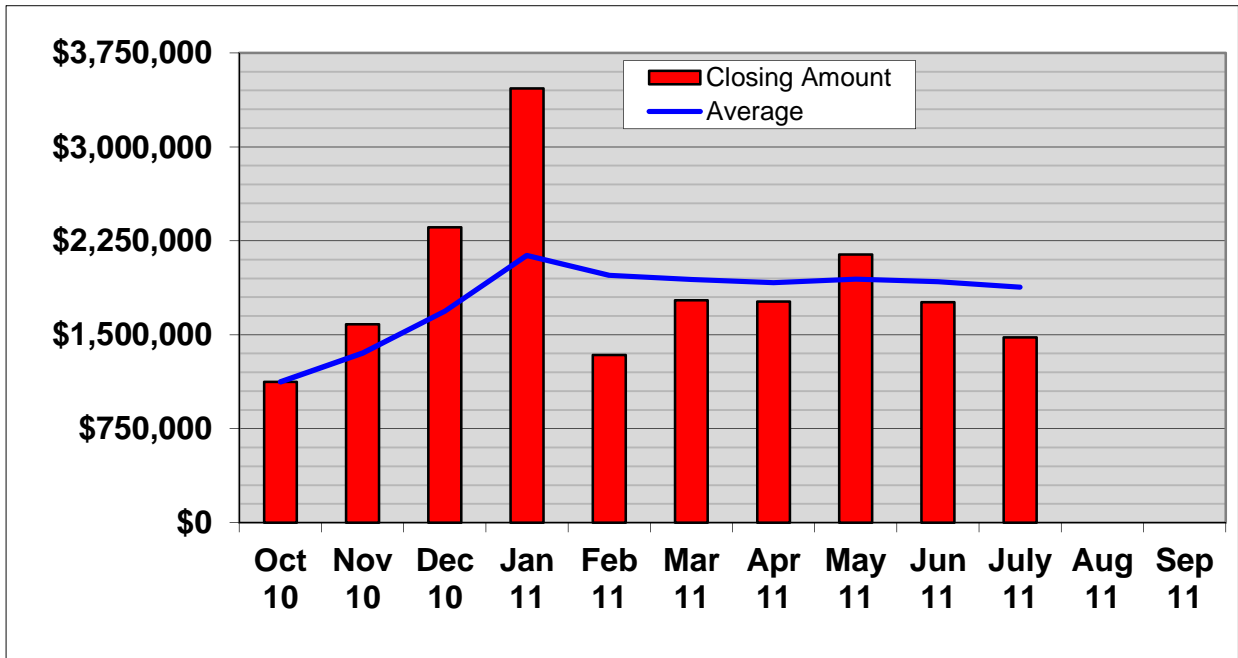
*Glenna Canada*

Information is operational data as of July 31, 2011



# Amarillo National Bank Clearing Account

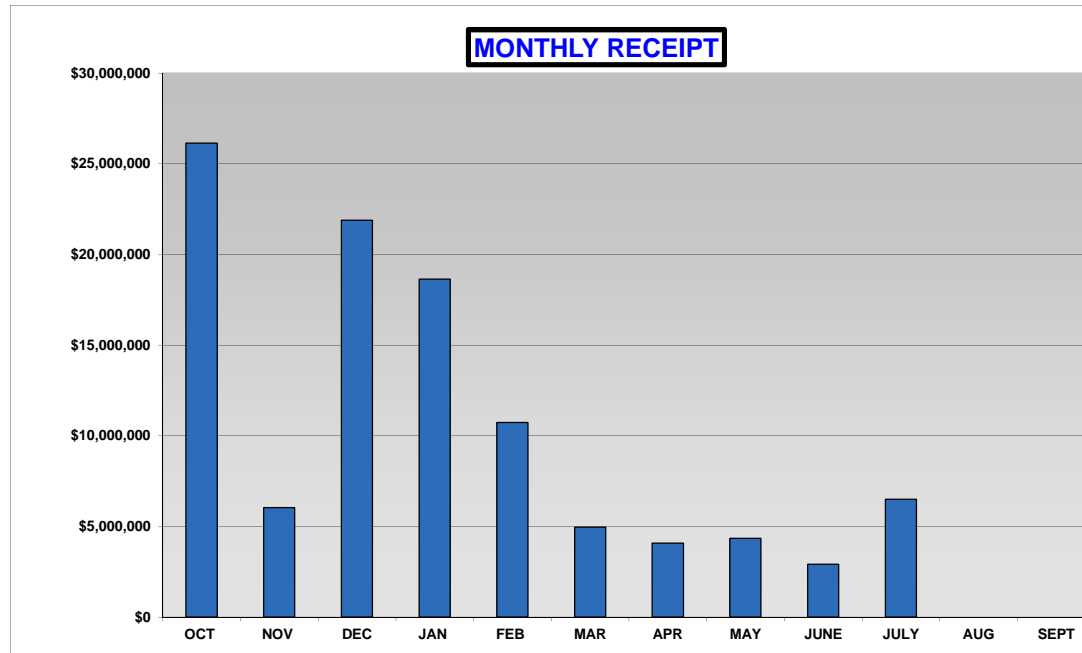
|         | Opening     | Deposit      | Withdrawals  | Closing     |
|---------|-------------|--------------|--------------|-------------|
| Oct 09  | \$1,092,245 | \$5,756,480  | \$5,622,949  | \$1,225,776 |
| Nov 09  | \$1,225,776 | \$6,743,665  | \$4,665,946  | \$3,303,495 |
| Dec 09  | \$3,303,495 | \$18,761,296 | \$13,114,473 | \$8,950,318 |
| Jan 10  | \$8,950,318 | \$6,647,147  | \$13,507,766 | \$2,089,700 |
| Feb 10  | \$2,089,700 | \$8,945,567  | \$9,232,164  | \$1,803,103 |
| Mar 10  | \$1,803,103 | \$5,048,593  | \$4,362,808  | \$2,488,888 |
| Apr 10  | \$2,488,888 | \$2,772,589  | \$4,435,800  | \$825,677   |
| May 10  | \$825,677   | \$3,634,534  | \$3,719,778  | \$740,433   |
| Jun 10  | \$740,433   | \$4,451,173  | \$4,323,863  | \$867,743   |
| July 10 | \$867,743   | \$7,873,167  | \$7,251,837  | \$1,488,973 |
| Aug 10  | \$1,488,973 | \$3,574,874  | \$4,196,956  | \$866,891   |
| Sep 10  | \$866,891   | \$4,917,128  | \$4,813,885  | \$970,134   |
| Oct 10  | \$970,134   | \$25,652,216 | \$25,498,130 | \$1,124,220 |
| Nov 10  | \$1,124,220 | \$5,336,339  | \$4,877,957  | \$1,582,602 |
| Dec 10  | \$1,582,602 | \$10,320,680 | \$9,546,213  | \$2,357,068 |
| Jan 11  | \$2,357,068 | \$19,636,783 | \$18,528,052 | \$3,465,800 |
| Feb 11  | \$3,465,800 | \$12,106,219 | \$14,234,429 | \$1,337,589 |
| Mar 11  | \$1,337,589 | \$4,935,906  | \$4,499,154  | \$1,774,341 |
| Apr 11  | \$1,774,341 | \$3,804,901  | \$3,813,645  | \$1,765,597 |
| May 11  | \$1,765,597 | \$3,861,890  | \$3,486,798  | \$2,140,690 |
| Jun 11  | \$2,140,690 | \$2,808,849  | \$3,188,954  | \$1,760,585 |
| July 11 | \$1,760,585 | \$6,173,899  | \$6,454,458  | \$1,480,026 |
| Aug 11  |             |              |              |             |
| Sep 11  |             |              |              |             |





# CASH RECEIPTS FOR 2010 - 2011

| MONTH        | DISTRICT CLERK     | COUNTY CLERK       | SHERIFF            | JP#1             | JP#4             | TAX OFFICE (OTHER) | DISTRICT ATTORNEY | STATE COMP.      | ACCT. 050-51 YCHP  | ACCT. 022 JUV PRO | ADVALOREM TAXES     | OTHER RECEIPTS      | JUV. PROB. TRANSFERS | MONTHLY RECEIPT TOTAL |
|--------------|--------------------|--------------------|--------------------|------------------|------------------|--------------------|-------------------|------------------|--------------------|-------------------|---------------------|---------------------|----------------------|-----------------------|
| Oct 10       | \$112,801          | \$194,805          | \$292,723          | \$59,246         | \$66,476         | \$156,714          | \$58,599          | \$235,487        | \$237,550          | \$74,546          | \$1,503,928         | \$23,019,902        | \$128,000            | \$26,140,776          |
| Nov 10       | \$98,207           | \$141,531          | \$277,968          | \$51,048         | \$60,827         | \$153,793          | \$57,531          | \$57,365         | \$335,727          | \$87,928          | \$1,117,414         | \$3,501,682         | \$100,000            | \$6,041,022           |
| Dec 10       | \$124,123          | \$185,741          | \$235,194          | \$57,990         | \$63,551         | \$105,803          | \$66,987          | \$14,655         | \$262,173          | \$60,798          | \$14,301,068        | \$6,415,244         | \$80,000             | \$21,893,328          |
| Jan 11       | \$119,205          | \$160,235          | \$229,877          | \$71,070         | \$79,520         | \$81,262           | \$78,232          | \$244,429        | \$214,569          | \$138,617         | \$8,268,582         | \$8,902,539         | \$60,000             | \$18,648,138          |
| Feb 11       | \$119,601          | \$166,772          | \$312,304          | \$71,145         | \$78,832         | \$397,456          | \$49,200          | \$20,673         | \$227,380          | \$110,536         | \$628,959           | \$8,460,712         | \$95,000             | \$10,738,571          |
| Mar 11       | \$154,683          | \$168,781          | \$586,529          | \$78,839         | \$88,645         | \$201,575          | \$68,921          | \$60,602         | \$201,303          | \$114,492         | \$310,875           | \$2,734,120         | \$195,000            | \$4,964,364           |
| Apr 11       | \$112,549          | \$170,006          | \$89,335           | \$51,152         | \$65,544         | \$155,224          | \$48,653          | \$204,443        | \$217,242          | \$58,245          | \$263,326           | \$2,580,308         | \$75,000             | \$4,091,028           |
| May 11       | \$111,184          | \$173,836          | \$370,869          | \$52,895         | \$69,649         | \$782,681          | \$106,786         | \$62,335         | \$209,990          | \$73,867          | \$189,038           | \$2,093,373         | \$60,000             | \$4,356,505           |
| Jun 11       | \$115,046          | \$194,205          | \$308,460          | \$42,993         | \$71,699         | \$183,872          | \$45,789          | \$1,099          | \$230,612          | \$72,527          | \$146,142           | \$1,505,649         | \$0                  | \$2,918,094           |
| July 11      | \$106,828          | \$150,553          | \$247,474          | \$48,191         | \$66,325         | \$160,962          | \$23,585          | \$69,031         | \$236,618          | \$97,564          | \$167,417           | \$5,068,247         | \$60,000             | \$6,502,795           |
| Sep 11       |                    |                    |                    |                  |                  |                    |                   |                  |                    |                   |                     |                     |                      |                       |
| <b>TOTAL</b> | <b>\$1,174,229</b> | <b>\$1,706,465</b> | <b>\$2,950,734</b> | <b>\$584,569</b> | <b>\$711,068</b> | <b>\$2,379,342</b> | <b>\$604,284</b>  | <b>\$970,120</b> | <b>\$2,373,163</b> | <b>\$889,119</b>  | <b>\$26,896,750</b> | <b>\$64,281,777</b> | <b>\$853,000</b>     | <b>\$106,294,621</b>  |





# TEX POOL INVESTMENT ACCOUNTS

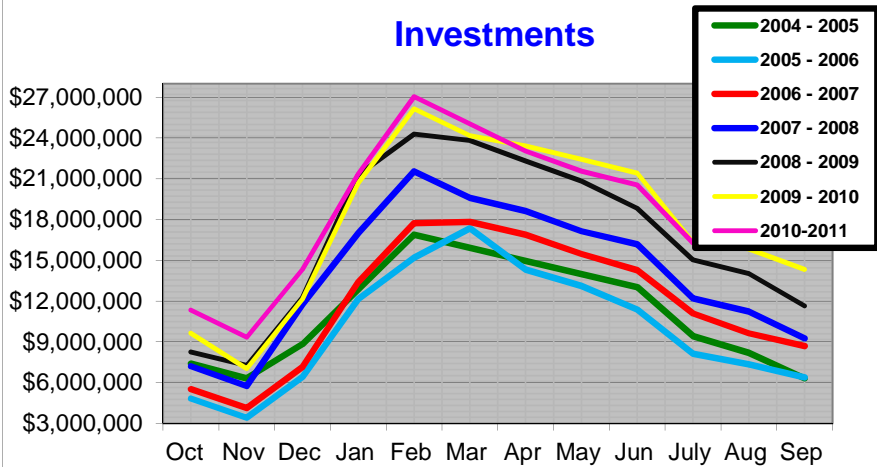
| Month   | Clearing     | Juvenile       | 1998         | Court Cost |
|---------|--------------|----------------|--------------|------------|
|         | Account      | Probation Fund | Construction |            |
| Oct 07  | \$1,095,285  | \$1,244,412    | \$119,997    | \$8,146    |
| Nov 07  | \$1,099,529  | \$1,249,234    | \$120,462    | \$8,177    |
| Dec 07  | \$1,103,784  | \$1,254,067    | \$120,928    | \$8,209    |
| Jan 08  | \$1,107,764  | \$1,258,591    | \$121,364    | \$8,239    |
| Feb 08  | \$4,062,763  | \$1,262,028    | \$121,696    | \$8,261    |
| Mar 08  | \$4,063,093  | \$1,265,214    | \$122,002    | \$8,281    |
| Apr 08  | \$4,081,211  | \$1,267,759    | \$122,248    | \$8,282    |
| May 08  | \$4,089,118  | \$1,270,215    | \$122,485    | \$8,315    |
| Jun 08  | \$11,108,396 | \$1,272,578    | \$122,713    | \$8,330    |
| July 08 | \$9,129,077  | \$1,275,006    | \$122,947    | \$8,346    |
| Aug 08  | \$8,145,938  | \$1,277,483    | \$123,186    | \$8,362    |
| Sep 08  | \$6,160,280  | \$1,280,010    | \$123,430    | \$8,379    |
| Oct 08  | \$5,169,417  | \$1,282,159    | \$123,637    | \$8,393    |
| Nov 08  | \$4,176,231  | \$1,284,079    | \$123,822    | \$8,405    |
| Dec 08  | \$4,181,500  | \$1,285,699    | \$123,978    | \$8,416    |
| Jan 09  | \$10,187,293 | \$1,286,740    | \$124,079    | \$8,423    |
| Feb 09  | \$13,193,432 | \$1,287,400    | \$0          | \$8,427    |
| Mar 09  | \$12,699,865 | \$1,288,033    | Closed       | \$8,431    |
| Apr 09  | \$11,204,456 | \$1,288,537    |              | \$8,435    |
| May 09  | \$9,708,251  | \$1,289,011    |              | \$8,438    |
| Jun 09  | \$7,711,144  | \$1,289,428    |              | \$8,440    |
| July 09 | \$3,900,036  | \$1,289,799    |              | \$8,443    |
| Aug 09  | \$3,901,155  | \$1,290,169    |              | \$8,445    |
| Sep 09  | \$3,902,060  | \$1,290,468    |              | \$8,447    |
| Oct 09  | \$3,902,755  | \$1,290,698    |              | \$8,449    |
| Nov 09  | \$1,911,581  | \$1,290,922    |              | Closed     |
| Dec 09  | \$6,412,125  | \$1,291,151    |              |            |
| Jan 10  | \$6,413,013  | \$1,291,330    |              |            |
| Feb 10  | \$8,914,024  | \$1,291,480    |              |            |
| Mar 10  | \$6,915,139  | \$1,291,653    |              |            |
| Apr 10  | \$6,166,073  | \$1,291,829    |              |            |
| May 10  | \$5,166,943  | \$1,292,042    |              |            |
| Jun 10  | \$4,167,690  | \$1,292,262    |              |            |
| July 10 | \$2,068,264  | \$1,292,510    |              |            |
| Aug 10  | \$2,068,665  | \$1,292,760    |              |            |
| Sep 10  | \$568,928    | \$1,292,990    |              |            |
| Oct 10  | \$9,070,444  | \$1,293,214    |              |            |
| Nov 10  | \$7,071,714  | \$1,293,418    |              |            |
| Dec 10  | \$12,072,787 | \$1,293,802    |              |            |
| Jan 11  | \$19,075,153 | \$1,293,776    |              |            |
| Feb 11  | \$24,777,803 | \$1,293,922    |              |            |
| Mar 11  | \$22,780,771 | \$1,294,083    |              |            |
| Apr 11  | \$20,782,826 | \$1,294,202    |              |            |
| May 11  | \$19,284,272 | \$1,294,294    |              |            |
| Jun 11  | \$18,285,524 | \$1,294,379    |              |            |
| July 11 | \$16,286,500 | \$1,294,452    |              |            |
| Aug 11  |              |                |              |            |
| Sep 11  |              |                |              |            |



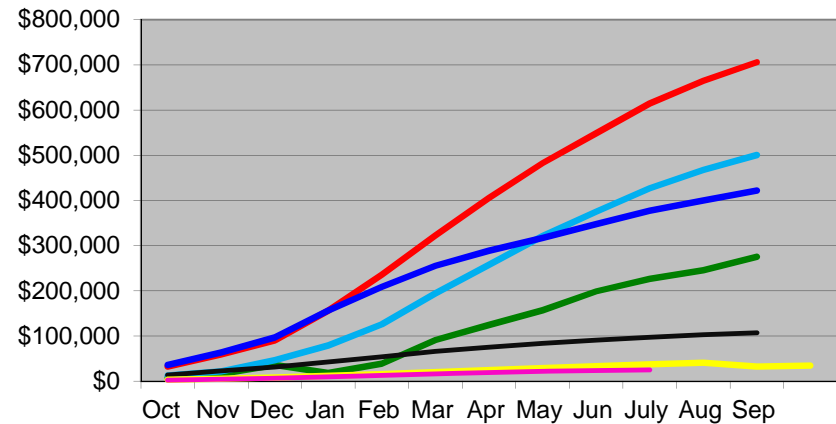
# INVESTMENT ACCOUNTS

| End Month | Tex Pool Clearing  | Interest     | Chase HBSA 1 | Interest | Chase HBSA 2        | Interest       | Chase Debt Serv  | Int         | Total Investments   | Invs Total Interest | AN Bank Interest | Interest To Date | Chase CO 2009 | Interest | Chase CO 2010 | Interest |
|-----------|--------------------|--------------|--------------|----------|---------------------|----------------|------------------|-------------|---------------------|---------------------|------------------|------------------|---------------|----------|---------------|----------|
| Oct 09    | \$3,902,755        | \$694        | \$1,088,675  | \$350    | \$4,531,942         | \$1,906        | \$113,676        | \$23        | \$9,637,048         | \$2,974             | \$259            | \$3,233          | \$9,449,488   | \$3,301  |               |          |
| Nov 09    | \$1,290,922        | \$224        | \$1,089,008  | \$333    | \$4,533,392         | \$1,450        | \$113,700        | \$24        | \$7,027,023         | \$2,031             | \$541            | \$5,805          | \$7,797,820   | \$2,562  |               |          |
| Dec 09    | \$6,412,125        | \$544        | \$1,089,253  | \$245    | \$4,534,413         | \$1,021        | \$113,725        | \$24        | \$12,149,516        | \$1,834             | \$621            | \$8,260          | \$6,754,993   | \$1,679  |               |          |
| Jan 10    | \$6,413,013        | \$888        | \$1,089,448  | \$195    | \$13,036,493        | \$2,097        | \$113,745        | \$20        | \$20,652,698        | \$3,200             | \$457            | \$11,917         | \$5,856,606   | \$1,164  |               |          |
| Feb 10    | \$8,914,024        | \$1,011      | \$56         | \$56     | \$17,128,487        | \$2,528        | \$113,763        | \$18        | \$26,156,331        | \$3,614             | \$351            | \$15,883         | \$4,905,524   | \$900    |               |          |
| Mar 10    | \$6,915,139        | \$1,114      | \$0          | \$0      | \$17,131,775        | \$3,250        | \$113,763        | \$22        | \$24,160,677        | \$4,386             | \$290            | \$20,559         | \$4,211,005   | \$897    |               |          |
| Apr 10    | \$6,166,073        | \$935        |              |          | \$17,134,731        | \$2,955        | \$113,804        | \$20        | \$23,414,608        | \$3,910             | \$264            | \$24,733         | \$3,531,776   | \$791    |               |          |
| May 10    | \$5,166,943        | \$869        |              |          | \$17,137,503        | \$2,773        | \$113,823        | \$18        | \$22,418,269        | \$3,661             | \$259            | \$28,653         | \$2,784,049   | \$537    | \$9,093,433   | \$851    |
| Jun 10    | \$4,167,690        | \$748        |              |          | \$17,141,219        | \$3,716        | \$113,848        | \$25        | \$21,422,758        | \$4,488             | \$241            | \$33,381         | \$1,728,492   | \$524    | \$8,434,178   | \$1,883  |
| July 10   | \$2,068,264        | \$574        |              |          | \$14,144,295        | \$3,214        | \$113,870        | \$22        | \$16,326,429        | \$3,811             | \$338            | \$37,530         | \$859,041     | \$295    | \$7,893,676   | \$1,634  |
| Aug 10    | \$2,068,265        | \$400        |              |          | \$13,647,377        | \$3,105        | \$113,894        | \$24        | \$15,829,536        | \$3,529             | \$213            | \$41,272         | \$546,529     | \$192    | \$7,283,286   | \$1,643  |
| Sep 10    | <b>\$2,068,665</b> | <b>\$263</b> |              |          | <b>\$12,149,870</b> | <b>\$2,516</b> | <b>\$113,916</b> | <b>\$22</b> | <b>\$14,332,451</b> | \$2,802             | <b>\$150</b>     | <b>\$32,307</b>  | \$520,255     | \$151    | \$6,669,219   | \$1,472  |
| Oct 10    | \$9,070,444        | \$1,515      |              |          | \$2,150,500         | \$607          | \$113,938        | \$22        | \$11,334,882        | \$2,144             | \$175            | \$2,319          | \$101,566     | \$55     | \$5,887,130   | \$1,247  |
| Nov 10    | \$7,071,714        | \$1,270      |              |          | \$2,151,063         | \$563          | \$113,962        | \$24        | \$9,336,739         | \$1,857             | \$326            | \$4,502          | \$101,588     | \$21     | \$4,754,704   | \$1,057  |
| Dec 10    | \$12,072,787       | \$1,073      |              |          | \$2,151,353         | \$401          | \$113,983        | \$21        | \$14,338,124        | \$1,496             | \$485            | \$6,483          | \$4,535       | \$17     | \$3,817,954   | \$942    |
| Jan 11    | \$19,075,153       | \$2,365      |              |          | \$2,151,785         | \$401          | \$114,004        | \$21        | \$21,340,942        | \$2,788             | \$565            | \$9,836          | \$4,567       | \$1      | \$2,771,928   | \$643    |
| Feb 11    | \$24,777,803       | \$2,650      |              |          | \$2,152,100         | \$345          | \$114,023        | \$18        | \$27,043,925        | \$3,013             | \$400            | \$13,249         | \$0           | \$0      | \$2,134,635   | \$409    |
| Mar 11    | \$22,780,771       | \$2,969      |              |          | \$2,152,465         | \$365          | \$114,042        | \$19        | \$25,047,278        | \$3,353             | \$277            | \$16,879         |               |          | \$1,751,908   | \$417    |
| Apr 11    | \$20,782,826       | \$2,054      |              |          | \$2,152,806         | \$341          | \$114,060        | \$18        | \$23,049,692        | \$2,414             | \$295            | \$19,587         |               |          | \$1,282,230   | \$229    |
| May 11    | \$19,284,272       | \$1,446      |              |          | \$2,153,183         | \$377          | \$114,080        | \$20        | \$21,551,535        | \$1,843             | \$297            | \$21,727         |               |          | \$1,072,861   | \$215    |
| Jun 11    | \$18,285,524       | \$1,252      |              |          | \$2,153,536         | \$353          | \$114,099        | \$19        | \$20,553,159        | \$1,624             | \$268            | \$23,619         |               |          | \$914,744     | 162      |
| July 11   | \$16,286,500       | \$976        |              |          | \$283               | \$283          | \$0              | \$15        | \$16,286,783        | \$1,274             | \$241            | \$25,135         |               |          | \$480,838     | 133      |
| Aug 11    |                    |              |              |          |                     |                |                  |             |                     |                     |                  |                  |               |          |               |          |
| Sep 11    |                    |              |              |          |                     |                |                  |             |                     |                     |                  |                  |               |          |               |          |

Investments



Interest





## Investment Overview Ending July 31, 2011

### SUMMARY

|  |                     |
|--|---------------------|
| Tex Pool Clearing                          | \$16,286,500        |
| JP Morgan Chase HBSA                       | \$283               |
| <b>Total Non Restrictive investments</b>   | <b>\$16,286,783</b> |
| <br>                                       |                     |
| Amarillo National Bank Closing             | \$1,480,026         |
| <b>Cash On Hand</b>                        | <b>\$17,766,809</b> |
| <br>                                       |                     |
| Restrictive JP Morgan Chase Building Funds | \$480,838           |
| Restrictive JP Morgan Chase Debt Service   | \$0                 |
| <b>Total Investments and Cash</b>          | <b>\$18,247,646</b> |

### INVESTMENTS & CASH

