



RANDALL COUNTY TREASURER REPORT

For March 2010

Currency & Investments

Commissioners' Court
Randall County Treasurer
Glenna Canada
Court date - April 27, 2010

Enclosed are:

Amarillo National Bank Clearing Account – Page 1

Bank Deposit – Page 2

Tex Pool Accounts – Page 3

Investment Accounts – Page 4

Investment Overview – Page 5

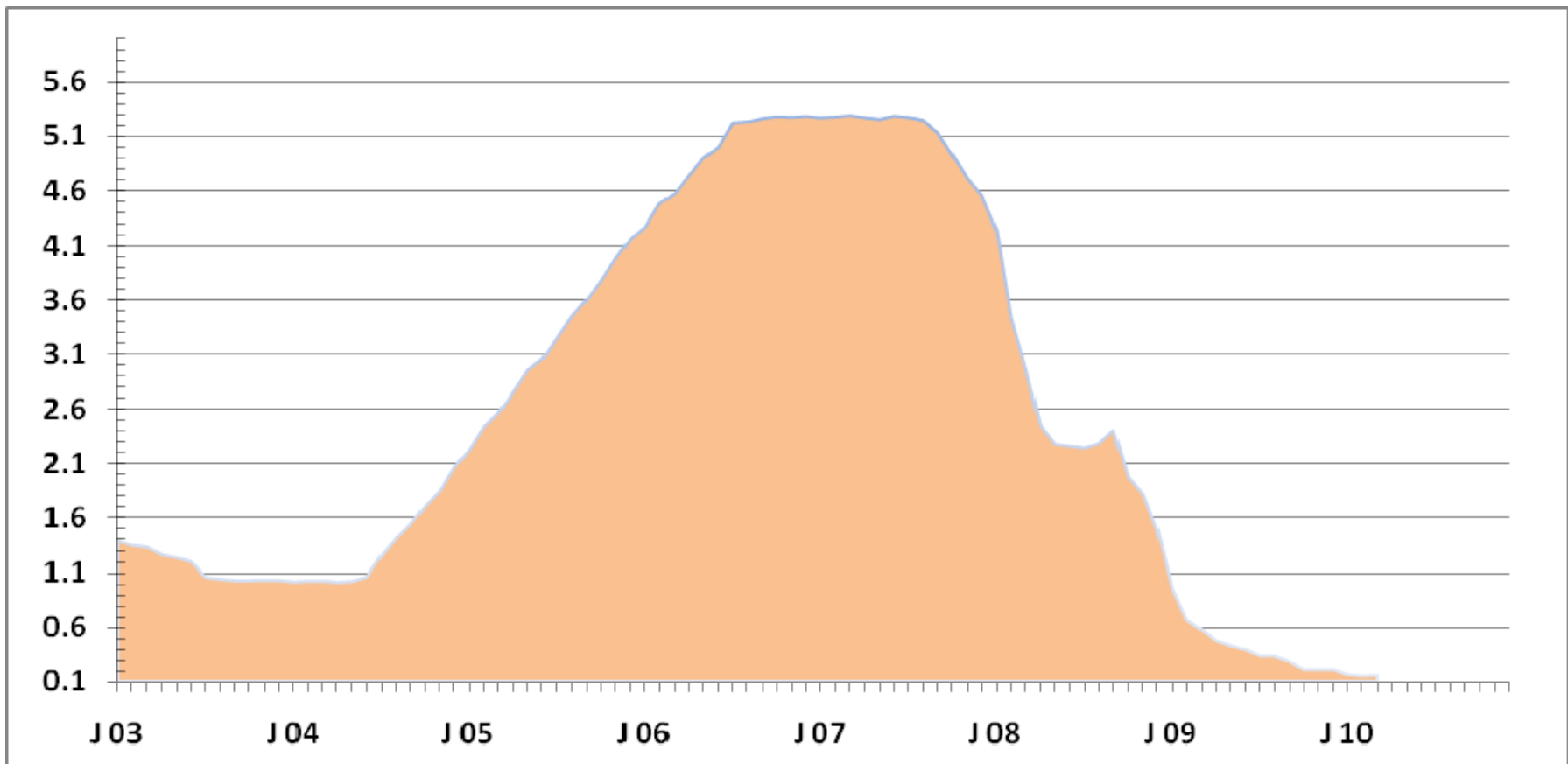
ANB Amarillo Economic Analysis – Page 6

Glenna Canada

Information is operational data as of March 31, 2010

HISTORICAL PERSPECTIVE

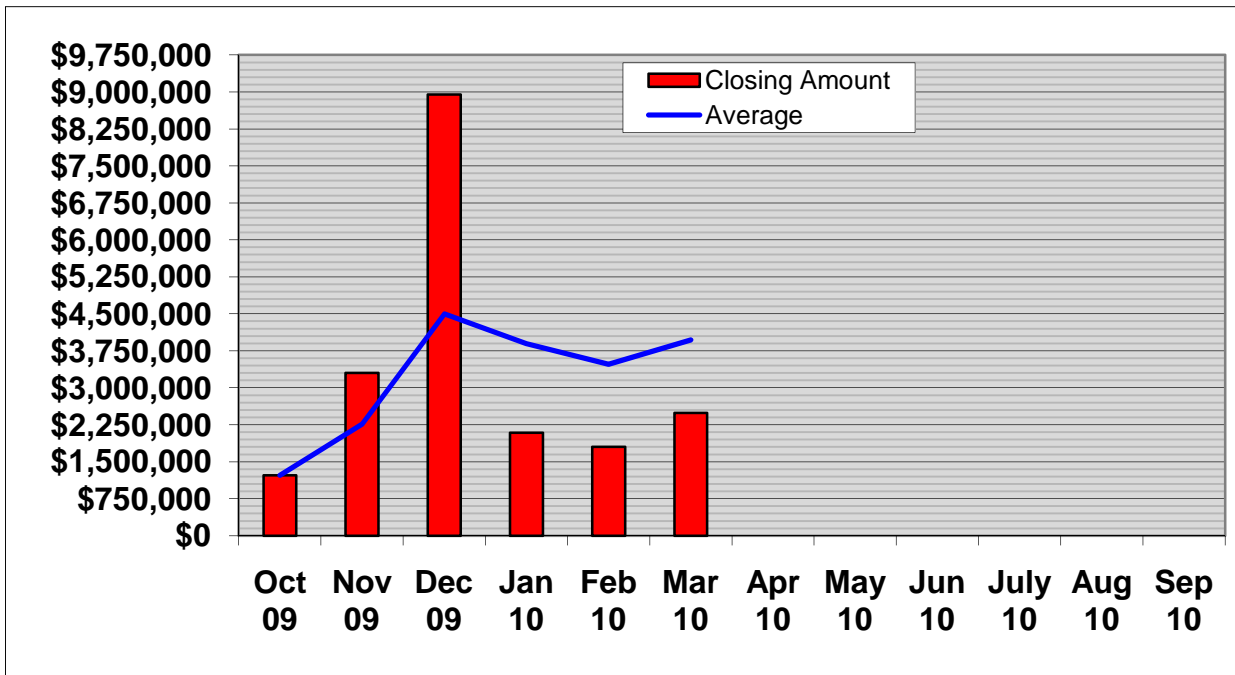
The chart below represents Tex Pool interest rates from January 2003 to March 2010, starting at 1.28% to a height of 5.28% to the current rate of .15% for a mean of 2.85% over seven years. With a current cash flow of \$27,000,000 and using the mean we could be earning \$ 64,000 a month and not the \$4,000 we are now receiving. One solution is to invest long term (2 yr) in CD's (collateralize), the shortcoming in CD's is locking your money for the duration of the note and never knowing what your future requirements may be.





Amarillo National Bank Clearing Account

	Opening	Deposit	Withdrawals	Closing
Oct 08	\$1,386,169	\$3,739,944	\$4,172,613	\$953,500
Nov 08	\$953,500	\$2,887,808	\$3,061,295	\$780,013
Dec 08	\$780,013	\$8,423,055	\$7,905,020	\$1,298,048
Jan 09	\$1,298,048	\$12,781,348	\$12,666,243	\$1,413,152
Feb 09	\$1,413,152	\$5,983,121	\$6,294,234	\$1,102,040
Mar 09	\$1,102,040	\$2,670,864	\$3,137,732	\$635,171
Apr 09	\$635,171	\$4,086,527	\$3,539,585	\$1,182,112
May 09	\$1,182,112	\$2,870,649	\$3,141,709	\$911,052
June 09	\$911,052	\$3,640,688	\$3,884,252	\$667,488
July 09	\$667,488	\$5,878,207	\$5,353,899	\$1,191,796
Aug 09	\$1,191,796	\$2,571,442	\$2,904,729	\$858,509
Sep 09	\$858,509	\$4,870,276	\$4,636,540	\$1,092,245
Oct 09	\$1,092,245	\$5,756,480	\$5,622,949	\$1,225,776
Nov 09	\$1,225,776	\$6,743,665	\$4,665,946	\$3,303,495
Dec 09	\$3,303,495	\$18,761,296	\$13,114,473	\$8,950,318
Jan 10	\$8,950,318	\$6,647,147	\$13,507,766	\$2,089,700
Feb 10	\$2,089,700	\$8,945,567	\$9,232,164	\$1,803,103
Mar 10	\$1,803,103	\$5,048,593	\$4,362,808	\$2,488,888
Apr 10				
May 10				
Jun 10				
July 10				
Aug 10				
Sep 10				

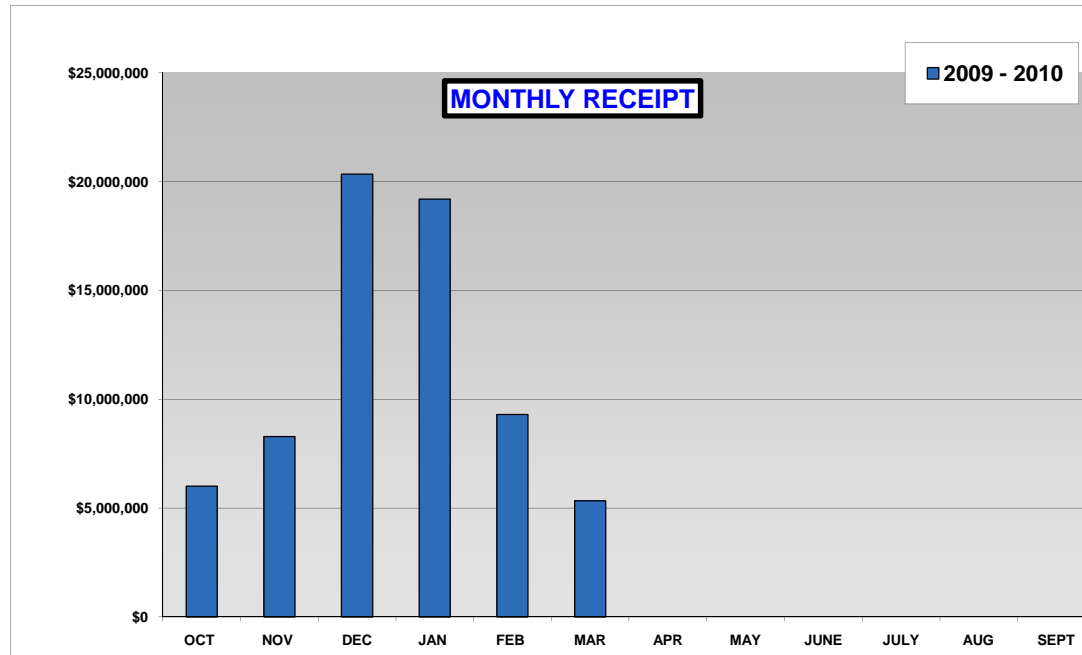


Source: ANB Monthly Statements



CASH RECEIPTS FOR 2009 - 2010

MONTH	DISTRICT CLERK	COUNTY CLERK	SHERIFF	JP#1	JP#4	TAX OFFICE (OTHER)	DISTRICT ATTORNEY	STATE COMP.	ACCT. 050-51 YCHP	ACCT. 022 JUV PRO	ADVALOREM TAXES	OTHER RECEIPTS	JUV. PROB. TRANSFERS	MONTHLY RECEIPT TOTAL
Oct 09	\$119,915	\$152,905	\$247,569	\$67,001	\$55,757	\$146,844	\$59,700	\$107,128	\$105,825	\$81,621	\$2,467,611	\$2,954,930	\$75,000	\$6,014,186
Nov 09	\$110,060	\$236,332	\$90,142	\$53,834	\$57,825	\$110,821	\$49,705	\$452,548	\$469,347	\$137,028	\$1,421,494	\$5,110,833	\$0	\$8,299,970
Dec 09	\$120,914	\$158,768	\$332,700	\$54,968	\$50,704	\$138,287	\$70,097	\$182,292	\$220,204	\$62,673	\$14,107,912	\$4,696,989	\$150,000	\$20,346,507
Jan 10	\$98,062	\$116,587	\$136,238	\$56,800	\$73,091	\$106,160	\$51,869	\$49,835	\$119,047	\$125,446	\$8,618,528	\$9,648,577	\$0	\$19,200,239
Feb 10	\$119,987	\$141,955	\$183,245	\$77,096	\$92,079	\$185,201	\$69,621	\$284,803	\$378,203	\$88,532	\$423,026	\$7,069,036	\$200,000	\$9,312,784
Mar 10	\$159,168	\$172,698	\$259,407	\$75,672	\$69,830	\$222,582	\$265,371	\$4,459	\$352,396	\$128,566	\$286,813	\$3,264,145	\$75,000	\$5,336,105
Apr 10														\$0
May 10														\$0
Jun 10														\$0
July 10														\$0
Aug 10														\$0
Sep 10														\$0
TOTAL	\$728,106	\$979,245	\$1,249,301	\$385,371	\$399,286	\$909,895	\$566,363	\$1,081,065	\$1,645,022	\$623,866	\$27,325,384	\$32,744,510	\$500,000	\$68,509,791





TEX POOL INVESTMENT ACCOUNTS

Month	Clearing	Juvenile	1998	Court Cost
	Account	Probation Fund	Construction	
Oct 06	\$546,216	\$1,181,091	\$113,891	\$7,731
Nov 06	\$548,586	\$1,186,214	\$114,385	\$7,765
Dec 06	\$551,049	\$1,191,540	\$114,899	\$7,800
Jan 07	\$553,516	\$1,196,875	\$115,413	\$7,834
Feb 07	\$1,057,711	\$1,201,723	\$115,880	\$7,866
Mar 07	\$1,062,466	\$1,207,125	\$116,401	\$7,902
Apr 07	\$1,067,072	\$1,212,358	\$116,906	\$7,936
May 07	\$1,071,836	\$1,217,771	\$117,428	\$7,971
Jun 07	\$1,076,495	\$1,223,064	\$117,938	\$8,009
July 07	\$1,081,318	\$1,228,544	\$118,467	\$8,042
Aug 07	\$1,086,137	\$1,234,019	\$118,995	\$8,078
Sep 07	\$1,090,720	\$1,239,226	\$119,497	\$8,112
Oct 07	\$1,095,285	\$1,244,412	\$119,997	\$8,146
Nov 07	\$1,099,529	\$1,249,234	\$120,462	\$8,177
Dec 07	\$1,103,784	\$1,254,067	\$120,928	\$8,209
Jan 08	\$1,107,764	\$1,258,591	\$121,364	\$8,239
Feb 08	\$4,062,763	\$1,262,028	\$121,696	\$8,261
Mar 08	\$4,063,093	\$1,265,214	\$122,002	\$8,281
Apr 08	\$4,081,211	\$1,267,759	\$122,248	\$8,282
May 08	\$4,089,118	\$1,270,215	\$122,485	\$8,315
Jun 08	\$11,108,396	\$1,272,578	\$122,713	\$8,330
July 08	\$9,129,077	\$1,275,006	\$122,947	\$8,346
Aug 08	\$8,145,938	\$1,277,483	\$123,186	\$8,362
Sep 08	\$6,160,280	\$1,280,010	\$123,430	\$8,379
Oct 08	\$5,169,417	\$1,282,159	\$123,637	\$8,393
Nov 08	\$4,176,231	\$1,284,079	\$123,822	\$8,405
Dec 08	\$4,181,500	\$1,285,699	\$123,978	\$8,416
Jan 09	\$10,187,293	\$1,286,740	\$124,079	\$8,423
Feb 09	\$13,193,432	\$1,287,400	\$0	\$8,427
Mar 09	\$12,699,865	\$1,288,033	CLOSE ACCOUNT	\$8,431
Apr 09	\$11,204,456	\$1,288,537		\$8,435
May 09	\$9,708,251	\$1,289,011		\$8,438
Jun 09	\$7,711,144	\$1,289,428		\$8,440
July 09	\$3,900,036	\$1,289,799		\$8,443
Aug 09	\$3,901,155	\$1,290,169		\$8,445
Sep 09	\$3,902,060	\$1,290,468		\$8,447
Oct 09	\$3,902,755	\$1,290,698		\$8,449
Nov 09	\$1,911,581	\$1,290,922		Closed
Dec 09	\$6,412,125	\$1,291,151		
Jan 10	\$6,413,013	\$1,291,330		
Feb 10	\$8,914,024	\$1,291,480		
Mar 10	\$6,915,139	\$1,291,653		
Apr 10				
May 10				
Jun 10				
July 10				
Aug 10				
Sep 10				

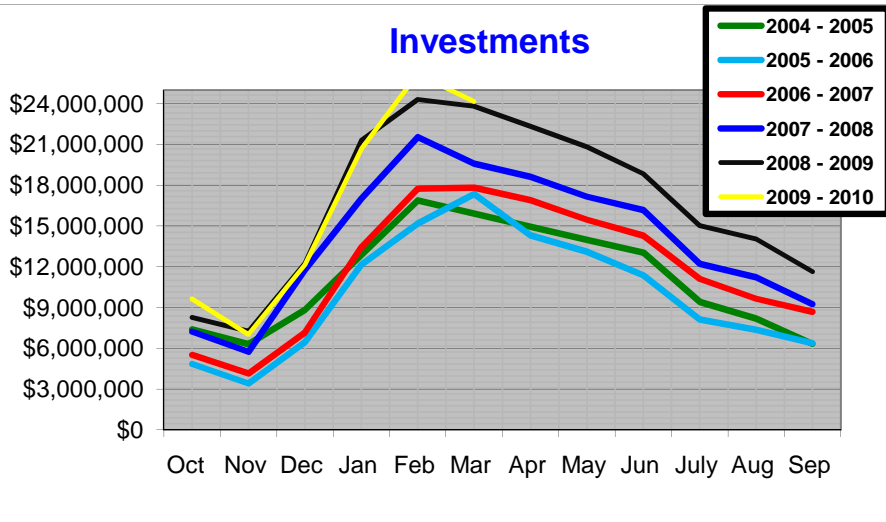


INVESTMENT ACCOUNTS

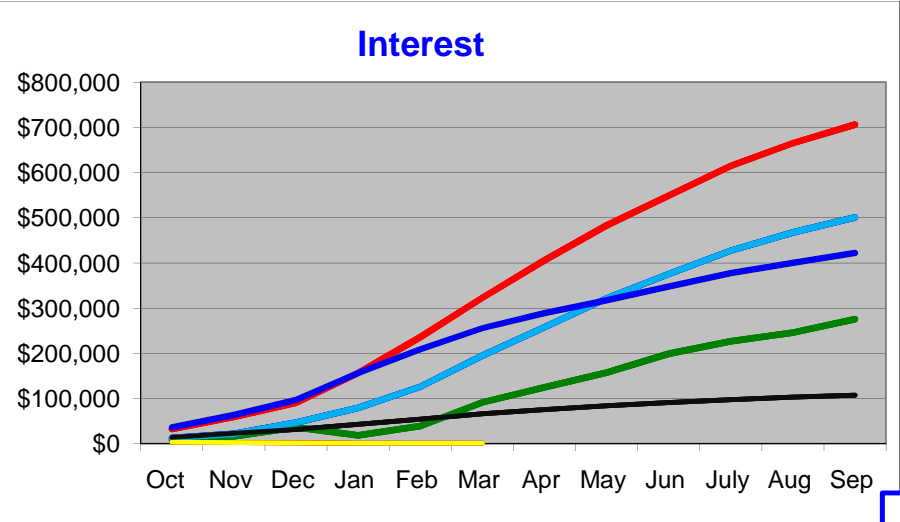
End Month	Tex Pool Clearing	Tex Pool Interest	Chase HBSA 1	Chase HBSA 1 Interest	Chase HBSA 2	Chase HBSA 2 Interest	Chase Debt Serv	Chase Int	Total Investments	Invs Total Interest	AN Bank Interest	Interest To Date	Chase Building	Chase Interest	Todate
Oct 08	\$5,169,417	\$9,137	\$2,974,012	\$3,002			\$113,304	\$105	\$8,256,734	\$12,244	\$1,246	\$13,490			
Nov 08	\$4,176,231	\$6,814	\$2,976,276	\$2,265			\$113,374	\$70	\$7,265,882	\$9,148	\$548	\$23,186			
Dec 08	\$4,181,500	\$5,269	\$2,978,600	\$2,323	\$5,000,303	\$315	\$113,441	\$67	\$12,273,844	\$7,974	\$513	\$31,673			
Jan 09	\$10,187,294	\$5,794	\$2,979,823	\$1,223	\$8,004,004	\$3,648	\$113,464	\$23	\$21,284,585	\$10,688	\$304	\$42,665			
Feb 09	\$13,193,432	\$6,139	\$2,980,965	\$1,142	\$8,007,686	\$3,682	\$113,486	\$22	\$24,295,569	\$10,985	\$286	\$53,935			
Mar 09	\$12,699,865	\$6,433	\$2,982,371	\$1,306	\$8,011,896	\$4,210	\$113,511	\$25	\$23,807,643	\$11,974	\$151	\$66,060			
Apr 09	\$11,204,456	\$4,591	\$2,983,496	\$1,225	\$8,015,186	\$3,290	\$113,534	\$23	\$22,316,673	\$9,130	\$208	\$75,397			
May 09	\$9,708,351	\$3,894	\$2,984,672	\$1,176	\$8,018,346	\$3,160	\$113,557	\$23	\$20,824,926	\$8,253	\$191	\$83,842			
Jun 09	\$7,711,144	\$2,793	\$2,985,749	\$1,177	\$8,021,508	\$3,161	\$113,582	\$25	\$18,831,982	\$7,156	\$195	\$91,193			
July 09	\$3,900,036	\$1,880	\$2,986,989	\$1,140	\$8,024,571	\$3,064	\$113,606	\$24	\$15,025,202	\$6,108	\$195	\$97,495	\$11,300,539	\$557	\$557
Aug 09	\$3,901,155	\$1,120	\$1,987,831	\$888	\$8,027,636	\$3,065	\$113,630	\$24	\$14,030,253	\$5,097	\$216	\$102,808	\$10,816,607	\$4,148	\$4,704
Sep 09	\$3,902,060	\$905	\$1,088,326	\$540	\$6,530,127	\$2,560	\$113,653	\$23	\$11,634,166	\$4,029	\$215	\$107,052	\$10,401,094	\$3,927	\$8,631
Oct 09	\$3,902,755	\$694	\$1,088,675	\$350	\$4,531,942	\$1,906	\$113,676	\$23	\$9,637,048	\$2,974	\$259	\$3,233	\$9,449,488	\$3,301	\$11,932
Nov 09	\$1,290,922	\$224	\$1,089,008	\$333	\$4,533,392	\$1,450	\$113,700	\$24	\$7,027,023	\$2,031	\$541	\$5,805	\$7,797,820	\$2,562	\$14,495
Dec 09	\$6,412,125	\$544	\$1,089,253	\$245	\$4,534,413	\$1,021	\$113,725	\$24	\$12,149,516	\$1,834	\$621	\$8,260	\$6,754,993	\$1,679	\$16,173
Jan 10	\$6,413,013	\$888	\$1,089,448	\$195	\$13,036,493	\$2,097	\$113,745	\$20	\$20,652,698	\$3,200	\$457	\$11,917	\$5,856,606	\$1,164	\$17,337
Feb 10	\$8,914,024	\$1,011	\$56	\$56	\$17,128,487	\$2,528	\$113,763	\$18	\$26,156,331	\$3,614	\$351	\$15,883	\$4,905,524	\$900	\$18,237
Mar 10	\$6,915,139	\$1,114	\$0	\$0	\$17,131,775	\$3,250	\$113,763	\$22	\$24,160,677	\$4,386	\$290	\$20,559	\$4,211,005	\$897	\$19,134
Apr 10															
May 10															
Jun 10															
July 10															
Aug 10															
Sep 10															

Open Account

Investments



Interest





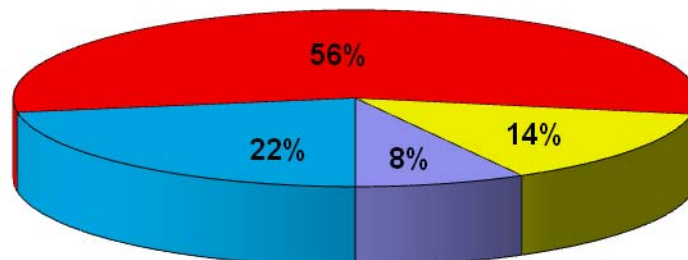
Investment Overview Ending March 31, 2010

SUMMARY

Tex Pool Clearing	\$6,915,139
JP Morgan Chase HBSA 1	\$0
JP Morgan Chase HBSA 2	\$17,131,775
Total Non Restrictive investments	\$24,046,914
Amarillo National Bank Closing	\$2,488,888
Cash On Hand	\$26,535,802
Restrictive JP Morgan Chase Building Fund	\$4,211,005
Restrictive JP Morgan Chase Debt Service	\$113,763
Total Investments and Cash	\$30,860,571

INVESTMENTS & CASH

- Tex Pool Clearing
- JP Morgan Chase HBSA
- JP Morgan Building/Debt
- Amarillo National Bank Closing



END