



# RANDALL COUNTY TREASURER REPORT

For May 2008

---

## Currency & Investments

Commissioners' Court  
Randall County Treasurer  
Glenna Canada  
Court date -- June 24, 2008

## Enclosed are:

Amarillo National Bank Clearing Account – Page 1

Bank Deposit – Page 2

Tex Pool Accounts – Page 3

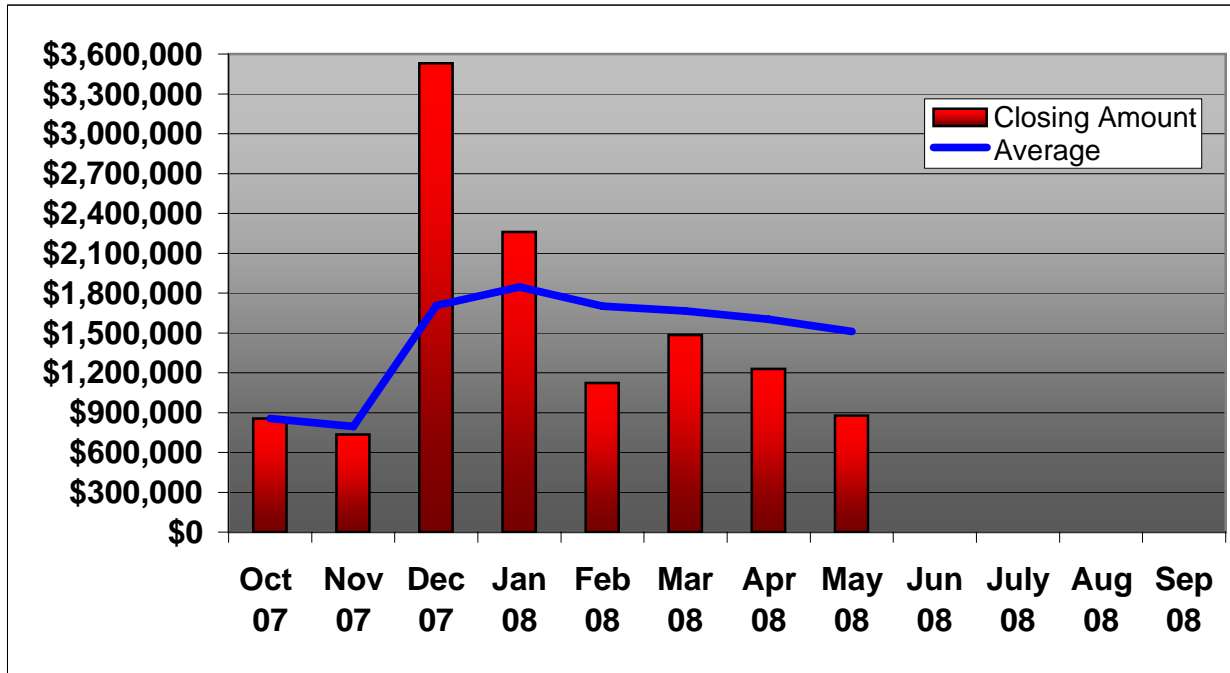
Investment Overview – Page 4 - 5

Investment Accounts – Page 6



# Amarillo National Bank Clearing Account

	Opening	Deposit	Withdrawals	Closing
Oct 06 Closing		\$3,482,728	\$3,688,708	\$847,623
Nov 06	\$847,623	\$4,192,078	\$3,582,756	\$1,456,946
Dec 06	\$1,456,946	\$8,155,560	\$7,268,595	\$2,343,911
Jan 07	\$2,343,911	\$11,202,342	\$10,564,063	\$2,982,190
Feb 07	\$2,982,190	\$5,856,234	\$76,409,403	\$1,197,484
Mar 07	\$1,197,484	\$2,423,997	\$2,900,066	\$721,415
Apr 07	\$721,415	\$2,832,750	\$2,862,204	\$691,962
May 07	\$691,962	\$3,333,467	\$3,405,777	\$619,652
June 07	\$619,652	\$2,944,595	\$3,006,226	\$558,021
July 07	\$558,021	\$4,686,747	\$4,814,656	\$430,113
Aug 07	\$430,113	\$3,065,156	\$2,733,356	\$761,912
Sept 07	\$761,912	\$2,034,294	\$2,421,345	\$374,861
Oct 07	\$374,861	\$4,209,013	\$3,728,105	\$855,768
Nov 07	\$855,768	\$3,246,423	\$3,368,038	\$734,153
Dec 07	\$734,153	\$11,989,324	\$9,192,990	\$3,530,487
Jan 08	\$3,530,487	\$7,262,917	\$8,534,076	\$2,259,328
Feb 08	\$2,259,328	\$6,023,543	\$7,158,998	\$1,123,873
Mar 08	\$1,123,873	\$3,647,522	\$3,288,224	\$1,483,171
Apr 08	\$1,483,171	\$2,845,060	\$3,099,588	\$1,228,643
May 08	\$1,228,643	\$3,202,089	\$3,554,198	\$876,535
Jun 08				
July 08				
Aug 08				
Sep 08				






# BANK DEPOSITS FOR 2007 - 2008

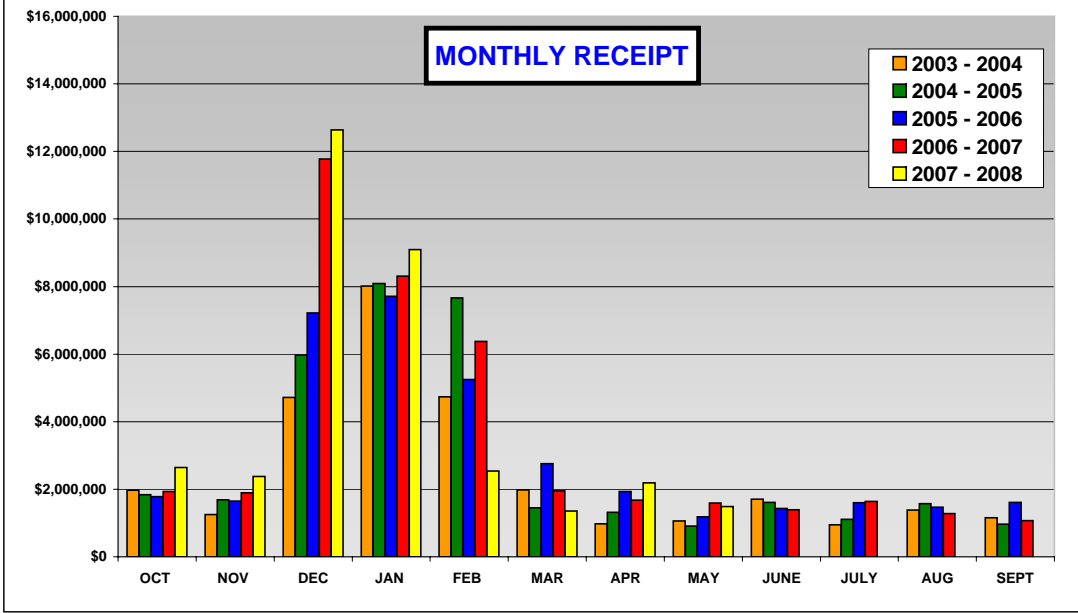
MONTH	DISTRICT CLERK	COUNTY CLERK	SHERIFF	JP#1	JP#4	TAX OFFICE (OTHER)	DISTRICT ATTORNEY	STATE COMP.	ACCT. 050-51 YCHP	ACCT. 022 JUV PRO	ADVALOREM TAXES	OTHER INCOME	JUV. PROB. TRANSFERS	MONTHLY RECEIPT TOTAL
OCT 07	\$111,165	\$158,239	\$327,056	\$81,295	\$88,198	\$239,483	\$57,861	\$106,185	\$418,010	\$78,258	\$947,167	\$28,722	\$0	\$2,641,638
NOV 07	\$92,542	\$140,738	\$25,492	\$79,342	\$72,291	\$119,389	\$60,757	\$18,592	\$197,341	\$72,600	\$1,501,284	\$0	\$0	\$2,380,369
DEC 07	\$83,449	\$133,374	\$321,638	\$57,630	\$52,964	\$103,103	\$75,415	\$19,050	\$210,835	\$85,366	\$11,382,268	\$10,000	\$100,000	\$12,635,093
JAN 08	\$97,832	\$174,355	\$43,247	\$80,213	\$86,431	\$538,269	\$84,833	\$96,537	\$227,593	\$84,212	\$7,484,380	\$0	\$100,000	\$9,097,904
FEB 08	\$113,870	\$166,233	\$386,708	\$87,213	\$83,685	\$730,092	\$104,891	\$42,994	\$205,020	\$160,171	\$357,579	\$0	\$100,000	\$2,538,457
MAR 08	\$106,519	\$162,241	\$193,182	\$68,233	\$71,532	\$249,499	\$77,828	\$3,335	\$38,968	\$58,582	\$224,894	\$0	\$100,000	\$1,354,813
APR 08	\$103,759	\$177,970	\$329,946	\$78,438	\$72,323	\$521,311	\$62,727	\$87,228	\$389,322	\$169,756	\$99,457	\$0	\$100,000	\$2,192,238
MAY 08	\$105,765	\$184,106	\$138,087	\$69,506	\$74,545	\$133,367	\$61,743	\$47,145	\$212,772	\$108,618	\$249,152	\$0	\$100,000	\$1,484,806
JUNE 08														
JULY 08														
AUG 08														
SEPT 08														
<b>TOTAL</b>	<b>\$814,902</b>	<b>\$1,297,257</b>	<b>\$1,765,357</b>	<b>\$601,870</b>	<b>\$601,968</b>	<b>\$2,634,514</b>	<b>\$586,056</b>	<b>\$421,067</b>	<b>\$1,899,861</b>	<b>\$817,564</b>	<b>\$22,246,181</b>	<b>\$38,722</b>	<b>\$600,000</b>	<b>\$34,325,317</b>

YCHP 022 account money is not deposited in the Clearing Account

TOTAL RECEIPT BY YEAR



MONTHLY RECEIPT





# TEX POOL INVESTMENT ACCOUNTS

Month	Clearing	Juvenile	1998	District Clerk	
	Account	Probation Fund	Construction	Court Cost	Trust
Oct 05	\$643,632	\$1,126,255	\$220,365	\$7,372	\$2,628,626
Nov 05	\$522,564	\$1,129,947	\$237,289	\$7,396	\$2,637,244
Dec 05	\$522,414	\$1,133,947	\$238,129	\$7,443	\$2,646,579
Jan 06	\$526,316	\$1,138,060	\$238,993	\$7,423	\$2,656,180
Feb 06	\$528,126	\$1,141,974	\$239,815	\$7,475	\$2,665,315
Mar 06	\$530,176	\$1,146,407	\$110,546	\$7,504	\$2,675,659
Apr 06	\$532,241	\$1,150,873	\$110,977	\$7,533	\$2,686,083
May 06	\$534,457	\$1,155,664	\$111,439	\$7,565	\$2,697,267
Jun 06	\$536,655	\$1,160,416	\$111,897	\$7,596	\$2,708,356
July 06	\$539,037	\$1,165,566	\$112,394	\$7,630	\$2,720,377
Aug 06	\$541,433	\$1,170,749	\$112,894	\$7,664	\$2,732,473
Sep 06	\$543,776	\$1,175,815	\$113,382	\$7,697	\$2,744,297
Oct 06	\$546,216	\$1,181,091	\$113,891	\$7,731	<b>CLOSE ACCOUNT</b>
Nov 06	\$548,586	\$1,186,214	\$114,385	\$7,765	
Dec 06	\$551,049	\$1,191,540	\$114,899	\$7,800	
Jan 07	\$553,516	\$1,196,875	\$115,413	\$7,834	
Feb 07	\$1,057,711	\$1,201,723	\$115,880	\$7,866	
Mar 07	\$1,062,466	\$1,207,125	\$116,401	\$7,902	
Apr 07	\$1,067,072	\$1,212,358	\$116,906	\$7,936	
May 07	\$1,071,836	\$1,217,771	\$117,428	\$7,971	
Jun 07	\$1,076,495	\$1,223,064	\$117,938	\$8,009	
July 07	\$1,081,318	\$1,228,544	\$118,467	\$8,042	
Aug 07	\$1,086,137	\$1,234,019	\$118,995	\$8,078	
Sep 07	\$1,090,720	\$1,239,226	\$119,497	\$8,112	
Oct 07	\$1,095,285	\$1,244,412	\$119,997	\$8,146	
Nov 07	\$1,099,529	\$1,249,234	\$120,462	\$8,177	
Dec 07	\$1,103,784	\$1,254,067	\$120,928	\$8,209	
Jan 08	\$1,107,764	\$1,258,591	\$121,364	\$8,239	
Feb 08	\$4,062,763	\$1,262,028	\$121,696	\$8,261	
Mar 08	\$4,063,093	\$1,265,214	\$122,002	\$8,281	
Apr 08	\$4,081,211	\$1,267,759	\$122,248	\$8,282	
May 08	\$4,089,118	\$1,270,215	\$122,485	\$8,315	
Jun 08					
July 08					
Aug 08					
Sep 08					

Source: Monthly Tex Pool Statement



## Investment Overview Ending May 31, 2008

### **ONE**

**Demand Deposit HBSA with JP Morgan Chase**  
**Current Amount: \$ 12,942,765**  
**Interest rate: 1.69%**  
**Account Open Date: February 09, 2007**  
**Term: Demand Deposit**

### **TWO**

**Debt Service Account**  
**Demand Deposit with JP Morgan Chase**  
**Current Amount: \$ 112,603**  
**Interest rate: 1.54%**  
**Account Open Date: January 6, 2006**  
**Term: Demand Deposit**

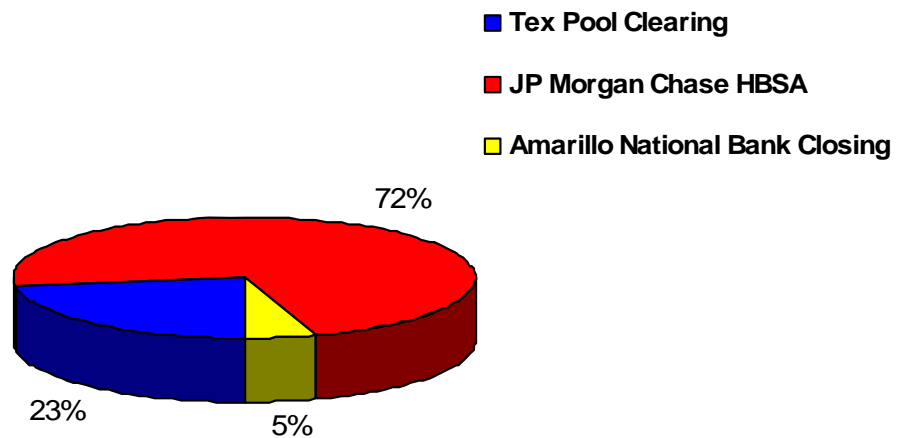
### **THREE**

**Demand Deposit with Tex Pool**  
**Current Amount: \$ 4,089,118**  
**Interest rate: 2.44%**  
**Term: Demand Deposit**

## SUMMARY

Tex Pool Clearing	\$4,089,118
JP Morgan Chase HBSA	<u>\$12,942,765</u>
<b>Total Non Restrictive investments</b>	\$17,031,883
Amarillo National Bank Closing	<u>\$876,535</u>
<b>Cash On Hand</b>	\$17,908,418
Restrictive JP Morgan Chase Debt Service	<u>\$112,603</u>
<b>Total Investments and Cash</b>	\$18,021,019

## INVESTMENTS & CASH





# INVESTMENT ACCOUNTS



End Month	Tex Pool Clearing	Tex Pool Interest	First United MMIA	First United Interest	Chase HBSA	Chase Interest	Chase Debt Serv	Chase Interest	Total Investments	Invs Total Interest	AN Bank Interest	Interest To Date	First United Justice Cnt	Interest	Todate
Oct 06	\$546,216	\$2,440	\$4,852,190	\$25,094			\$105,264	\$473	\$5,503,670	\$28,007	\$4,297	\$32,304	\$3,720,220	\$19,615	\$397,559
Nov 06	\$548,586	\$2,370	\$3,471,815	\$19,626			\$105,709	\$445	\$4,126,110	\$22,441	\$4,412	\$59,157	\$3,019,934	\$15,098	\$412,657
Dec 06	\$551,049	\$2,463	\$6,493,249	\$21,434			\$106,139	\$430	\$7,150,437	\$24,326	\$6,796	\$90,279	\$1,944,999	\$10,789	\$423,447
Jan 07	\$553,516	\$2,467	\$12,748,794	\$55,545			\$106,628	\$489	\$13,408,938	\$58,501	\$8,032	\$156,813	\$777,035	\$8,436	\$431,883
Feb 07	\$1,057,711	\$4,195	\$13,558,652	\$59,858	\$3,008,537	\$8,549	\$107,045	\$417	\$17,731,945	\$73,019	\$6,305	\$236,136	\$730,082	\$3,154	\$435,037
Mar 07	\$1,062,466	\$4,755	\$13,622,502	\$63,850	\$3,021,428	\$12,879	\$107,494	\$449	\$17,813,890	\$81,933	\$5,116	\$323,185	\$733,520	\$3,438	\$438,475
Apr 07	\$1,067,072	\$4,605	\$12,682,091	\$59,589	\$3,034,770	\$13,342	\$107,960	\$466	\$16,891,892	\$78,002	\$4,463	\$405,650	\$736,911	\$3,391	\$441,866
May 07	\$1,071,836	\$4,764	\$11,237,100	\$55,009	\$3,048,117	\$13,347	\$108,425	\$466	\$15,465,478	\$73,586	\$3,972	\$483,208	\$329,391	\$1,916	\$443,782
Jun 07	\$1,076,495	\$4,659	\$10,032,714	\$45,614	\$3,060,701	\$12,584	\$108,864	\$439	\$14,278,774	\$63,296	\$2,381	\$548,885	\$165,315	\$924	\$444,706
July 07	\$1,081,318	\$4,824	\$6,828,794	\$43,463	\$3,074,665	\$13,964	\$109,351	\$487	\$11,094,129	\$62,738	\$2,919	\$614,542	\$166,184	\$791	\$445,497
Aug 07	\$1,086,137	\$4,819	\$5,357,893	\$29,098	\$3,088,053	\$13,388	\$109,818	\$467	\$9,641,901	\$47,772	\$2,383	\$664,697	\$166,965	\$782	\$446,279
Sep 07	<b>\$1,090,720</b>	<b>\$4,582</b>	<b>\$4,379,873</b>	<b>\$21,980</b>	<b>\$3,099,992</b>	<b>\$11,939</b>	<b>\$110,233</b>	<b>\$415</b>	<b>\$8,680,818</b>	<b>\$38,917</b>	<b>\$2,529</b>	<b>\$706,143</b>	\$167,737	\$772	\$447,050
Oct 07	\$1,095,285	\$4,565	\$3,395,023	\$15,150	\$2,612,665	\$12,698	\$110,689	\$456	\$7,213,662	\$32,869	\$3,169	\$36,038	\$168,475	\$738	\$447,788
Nov 07	\$1,099,529	\$4,244	\$1,907,048	\$12,026	\$2,622,249	\$9,583	\$111,086	\$397	\$5,739,912	\$26,250	\$1,721	\$64,009	\$169,146	\$672	\$448,460
Dec 07	\$1,103,784	\$4,255	\$3,918,185	\$11,136	\$6,634,580	\$12,356	\$111,480	\$394	\$11,768,029	\$28,141	\$4,851	\$97,001	\$169,833	\$686	\$449,146
Jan 08	\$1,107,764	\$3,980	\$6,943,933	\$25,748	\$8,828,465	\$23,729	\$111,847	\$367	\$16,992,009	\$53,825	\$5,939	\$156,765	\$0	\$299	\$449,445
Feb 08	\$4,062,763	\$11,065	\$0	\$0	\$17,365,579	\$37,115	\$112,086	\$331	\$21,540,428	\$48,511	\$3,421	\$208,698	<b>Closed Account</b>		
Mar 08	\$4,073,018	\$10,255	<b>Closed Account</b>		\$15,399,795	\$34,266	\$112,300	\$213	\$19,585,113	\$44,734	\$2,306	\$255,738			
Apr 08	\$4,081,211	\$8,192			\$14,423,750	\$23,782	\$112,461	\$160	\$18,617,422	\$32,134	\$1,362	\$289,234			
May 08	\$4,089,118	\$7,907			\$12,942,765	\$19,065	\$112,603	\$141	\$17,144,485	\$27,113	\$1,012	\$317,359			
Jun 08															
July 08															
Aug 08															
Sep 08															

