



# RANDALL COUNTY TREASURER REPORT

For May 2011

---

## Currency & Investments

Commissioners' Court  
Randall County Treasurer  
Glenna Canada  
Court date - June 28, 2011

## Enclosed are:

Amarillo National Bank Clearing Account – Page 1

Bank Deposit – Page 2

Tex Pool Accounts – Page 3

Investment Accounts – Page 4

Investment Overview – Page 5

ANB Amarillo Economic Analysis – Page 6

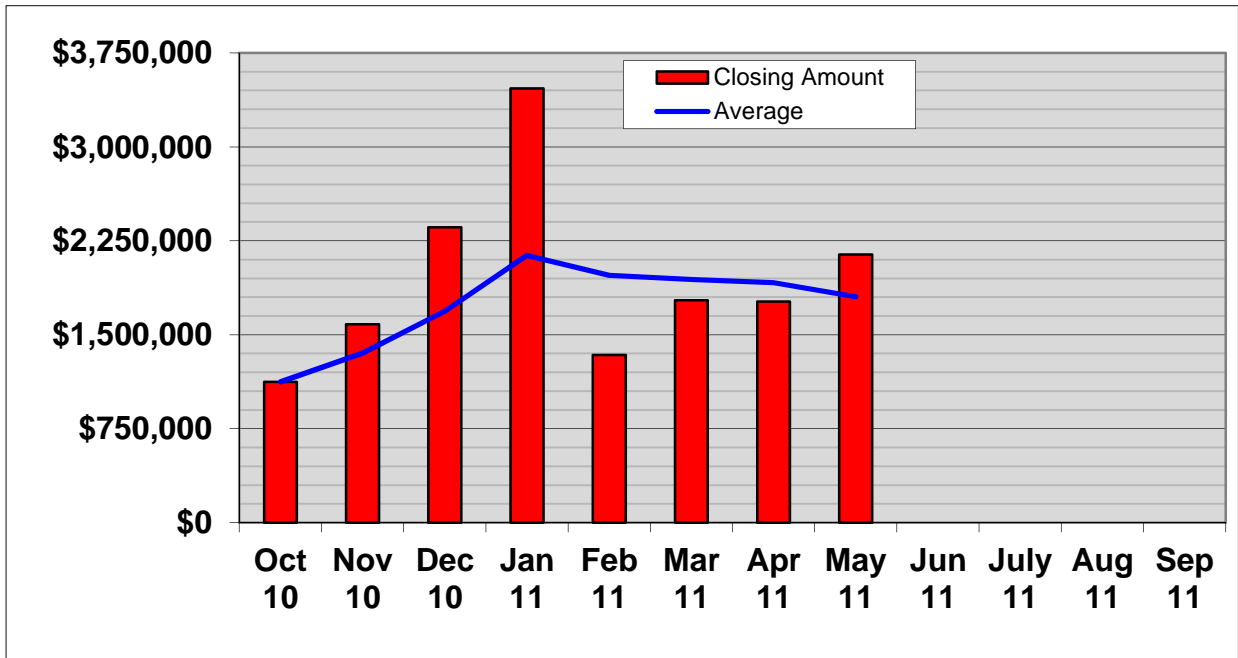
*Glenna Canada*

Information is operational data as of May 31, 2011



# Amarillo National Bank Clearing Account

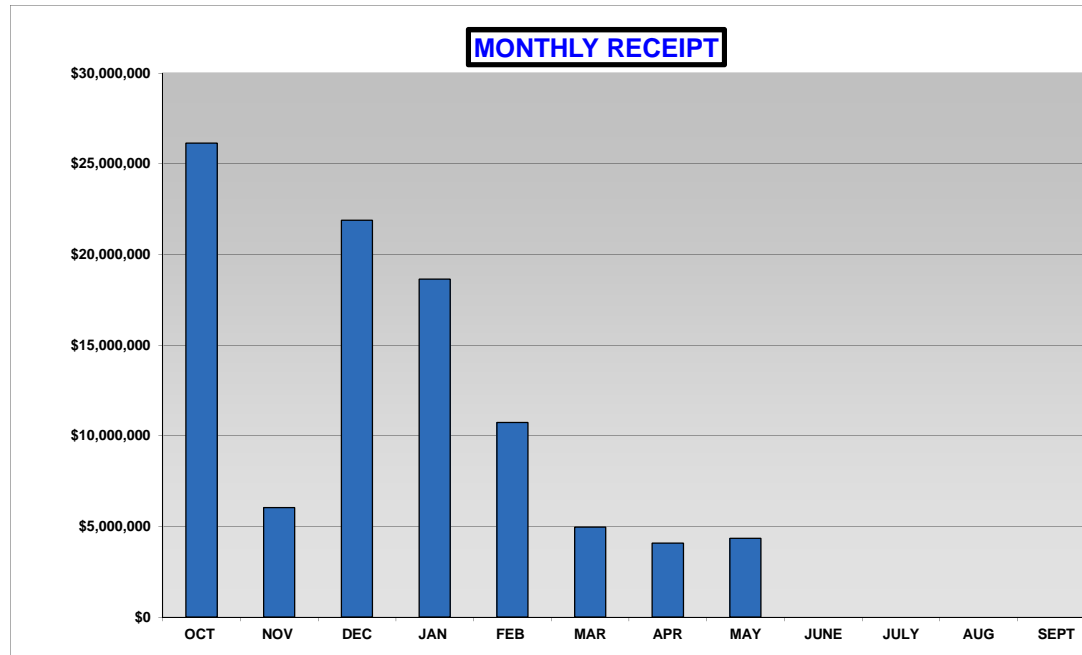
	Opening	Deposit	Withdrawals	Closing
Oct 09	\$1,092,245	\$5,756,480	\$5,622,949	\$1,225,776
Nov 09	\$1,225,776	\$6,743,665	\$4,665,946	\$3,303,495
Dec 09	\$3,303,495	\$18,761,296	\$13,114,473	\$8,950,318
Jan 10	\$8,950,318	\$6,647,147	\$13,507,766	\$2,089,700
Feb 10	\$2,089,700	\$8,945,567	\$9,232,164	\$1,803,103
Mar 10	\$1,803,103	\$5,048,593	\$4,362,808	\$2,488,888
Apr 10	\$2,488,888	\$2,772,589	\$4,435,800	\$825,677
May 10	\$825,677	\$3,634,534	\$3,719,778	\$740,433
Jun 10	\$740,433	\$4,451,173	\$4,323,863	\$867,743
July 10	\$867,743	\$7,873,167	\$7,251,837	\$1,488,973
Aug 10	\$1,488,973	\$3,574,874	\$4,196,956	\$866,891
Sep 10	\$866,891	\$4,917,128	\$4,813,885	\$970,134
Oct 10	\$970,134	\$25,652,216	\$25,498,130	\$1,124,220
Nov 10	\$1,124,220	\$5,336,339	\$4,877,957	\$1,582,602
Dec 10	\$1,582,602	\$10,320,680	\$9,546,213	\$2,357,068
Jan 11	\$2,357,068	\$19,636,783	\$18,528,052	\$3,465,800
Feb 11	\$3,465,800	\$12,106,219	\$14,234,429	\$1,337,589
Mar 11	\$1,337,589	\$4,935,906	\$4,499,154	\$1,774,341
Apr 11	\$1,774,341	\$3,804,901	\$3,813,645	\$1,765,597
May 11	\$1,765,597	\$3,861,890	\$3,486,798	\$2,140,690
Jun 11				
July 11				
Aug 11				
Sep 11				





# CASH RECEIPTS FOR 2010 - 2011

MONTH	DISTRICT CLERK	COUNTY CLERK	SHERIFF	JP#1	JP#4	TAX OFFICE (OTHER)	DISTRICT ATTORNEY	STATE COMP.	ACCT. 050-51 YCHP	ACCT. 022 JUV PRO	ADVALOREM TAXES	OTHER RECEIPTS	JUV. PROB. TRANSFERS	MONTHLY RECEIPT TOTAL
Oct 10	\$112,801	\$194,805	\$292,723	\$59,246	\$66,476	\$156,714	\$58,599	\$235,487	\$237,550	\$74,546	\$1,503,928	\$23,019,902	\$128,000	\$26,140,776
Nov 10	\$98,207	\$141,531	\$277,968	\$51,048	\$60,827	\$153,793	\$57,531	\$57,365	\$335,727	\$87,928	\$1,117,414	\$3,501,682	\$100,000	\$6,041,022
Dec 10	\$124,123	\$185,741	\$235,194	\$57,990	\$63,551	\$105,803	\$66,987	\$14,655	\$262,173	\$60,798	\$14,301,068	\$6,415,244	\$80,000	\$21,893,328
Jan 11	\$119,205	\$160,235	\$229,877	\$71,070	\$79,520	\$81,262	\$78,232	\$244,429	\$214,569	\$138,617	\$8,268,582	\$8,902,539	\$60,000	\$18,648,138
Feb 11	\$119,601	\$166,772	\$312,304	\$71,145	\$78,832	\$397,456	\$49,200	\$20,673	\$227,380	\$110,536	\$628,959	\$8,460,712	\$95,000	\$10,738,571
Mar 11	\$154,683	\$168,781	\$586,529	\$78,839	\$88,645	\$201,575	\$68,921	\$60,602	\$201,303	\$114,492	\$310,875	\$2,734,120	\$195,000	\$4,964,364
Apr 11	\$112,549	\$170,006	\$89,335	\$51,152	\$65,544	\$155,224	\$48,653	\$204,443	\$217,242	\$58,245	\$263,326	\$2,580,308	\$75,000	\$4,091,028
May 11	\$111,184	\$173,836	\$370,869	\$52,895	\$69,649	\$782,681	\$106,786	\$62,335	\$209,990	\$73,867	\$189,038	\$2,093,373	\$60,000	\$4,356,505
Jun 11														
July 11														
Aug 11														
Sep 11														
<b>TOTAL</b>	<b>\$952,354</b>	<b>\$1,361,707</b>	<b>\$2,394,799</b>	<b>\$493,385</b>	<b>\$573,044</b>	<b>\$2,034,508</b>	<b>\$534,909</b>	<b>\$899,990</b>	<b>\$1,905,933</b>	<b>\$719,028</b>	<b>\$26,583,191</b>	<b>\$57,707,881</b>	<b>\$793,000</b>	<b>\$96,873,732</b>





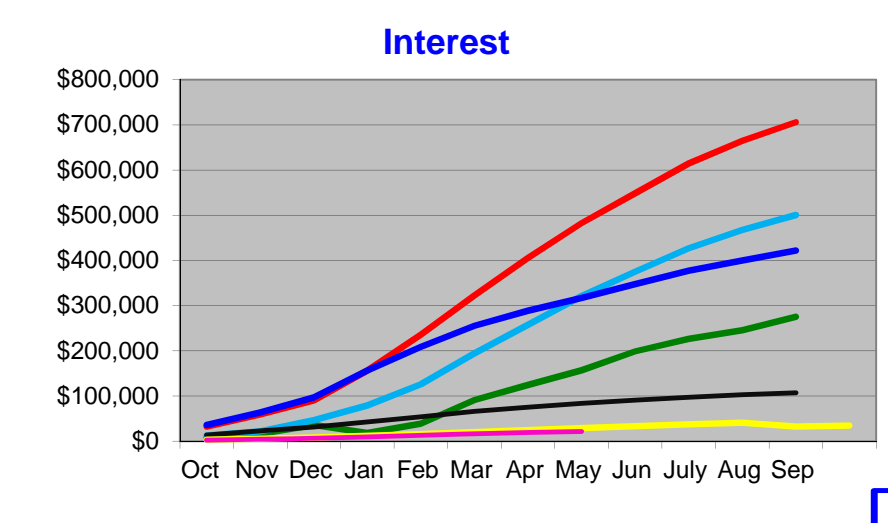
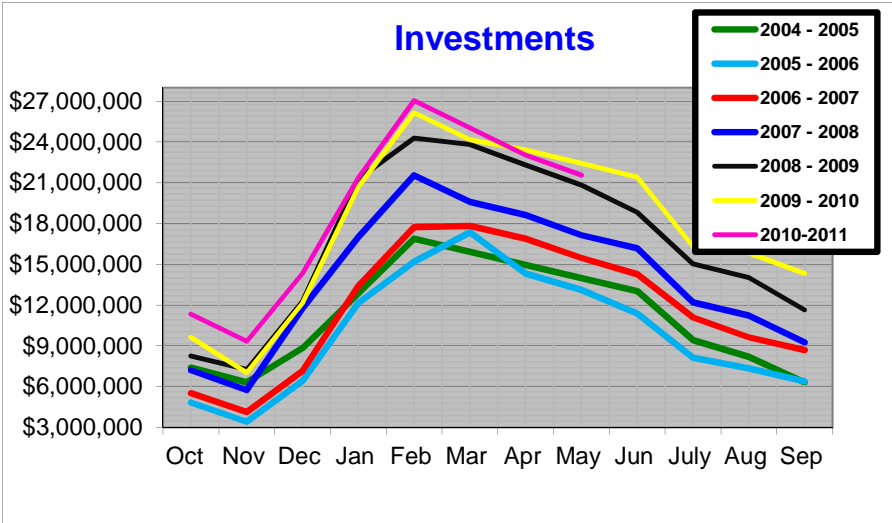
# TEX POOL INVESTMENT ACCOUNTS

Month	Clearing	Juvenile	1998	Court Cost
	Account	Probation Fund	Construction	
Oct 07	\$1,095,285	\$1,244,412	\$119,997	\$8,146
Nov 07	\$1,099,529	\$1,249,234	\$120,462	\$8,177
Dec 07	\$1,103,784	\$1,254,067	\$120,928	\$8,209
Jan 08	\$1,107,764	\$1,258,591	\$121,364	\$8,239
Feb 08	\$4,062,763	\$1,262,028	\$121,696	\$8,261
Mar 08	\$4,063,093	\$1,265,214	\$122,002	\$8,281
Apr 08	\$4,081,211	\$1,267,759	\$122,248	\$8,282
May 08	\$4,089,118	\$1,270,215	\$122,485	\$8,315
Jun 08	\$11,108,396	\$1,272,578	\$122,713	\$8,330
July 08	\$9,129,077	\$1,275,006	\$122,947	\$8,346
Aug 08	\$8,145,938	\$1,277,483	\$123,186	\$8,362
Sep 08	\$6,160,280	\$1,280,010	\$123,430	\$8,379
Oct 08	\$5,169,417	\$1,282,159	\$123,637	\$8,393
Nov 08	\$4,176,231	\$1,284,079	\$123,822	\$8,405
Dec 08	\$4,181,500	\$1,285,699	\$123,978	\$8,416
Jan 09	\$10,187,293	\$1,286,740	\$124,079	\$8,423
Feb 09	\$13,193,432	\$1,287,400	\$0	\$8,427
Mar 09	\$12,699,865	\$1,288,033	Closed	\$8,431
Apr 09	\$11,204,456	\$1,288,537		\$8,435
May 09	\$9,708,251	\$1,289,011		\$8,438
Jun 09	\$7,711,144	\$1,289,428		\$8,440
July 09	\$3,900,036	\$1,289,799		\$8,443
Aug 09	\$3,901,155	\$1,290,169		\$8,445
Sep 09	\$3,902,060	\$1,290,468		\$8,447
Oct 09	\$3,902,755	\$1,290,698		\$8,449
Nov 09	\$1,911,581	\$1,290,922		Closed
Dec 09	\$6,412,125	\$1,291,151		
Jan 10	\$6,413,013	\$1,291,330		
Feb 10	\$8,914,024	\$1,291,480		
Mar 10	\$6,915,139	\$1,291,653		
Apr 10	\$6,166,073	\$1,291,829		
May 10	\$5,166,943	\$1,292,042		
Jun 10	\$4,167,690	\$1,292,262		
July 10	\$2,068,264	\$1,292,510		
Aug 10	\$2,068,665	\$1,292,760		
Sep 10	\$568,928	\$1,292,990		
Oct 10	\$9,070,444	\$1,293,214		
Nov 10	\$7,071,714	\$1,293,418		
Dec 10	\$12,072,787	\$1,293,802		
Jan 11	\$19,075,153	\$1,293,776		
Feb 11	\$24,777,803	\$1,293,922		
Mar 11	\$22,780,771	\$1,294,083		
Apr 11	\$20,782,826	\$1,294,202		
May 11	\$19,284,272	\$1,294,294		
Jun 11				
July 11				
Aug 11				
Sep 11				



# INVESTMENT ACCOUNTS

End Month	Tex Pool Clearing	Tex Pool Interest	Chase HBSA 1	Chase HBSA 1 Interest	Chase HBSA 2	Chase HBSA 2 Interest	Chase Debt Serv	Chase Int	Total Investments	Invs Total Interest	AN Bank Interest	Interest To Date	Chase CO 2009	Chase CO 2009 Interest	Chase CO 2010	Chase CO 2010 Interest
Oct 09	\$3,902,755	\$694	\$1,088,675	\$350	\$4,531,942	\$1,906	\$113,676	\$23	\$9,637,048	\$2,974	\$259	\$3,233	\$9,449,488	\$3,301		
Nov 09	\$1,290,922	\$224	\$1,089,008	\$333	\$4,533,392	\$1,450	\$113,700	\$24	\$7,027,023	\$2,031	\$541	\$5,805	\$7,797,820	\$2,562		
Dec 09	\$6,412,125	\$544	\$1,089,253	\$245	\$4,534,413	\$1,021	\$113,725	\$24	\$12,149,516	\$1,834	\$621	\$8,260	\$6,754,993	\$1,679		
Jan 10	\$6,413,013	\$888	\$1,089,448	\$195	\$13,036,493	\$2,097	\$113,745	\$20	\$20,652,698	\$3,200	\$457	\$11,917	\$5,856,606	\$1,164		
Feb 10	\$8,914,024	\$1,011	\$56	\$56	\$17,128,487	\$2,528	\$113,763	\$18	\$26,156,331	\$3,614	\$351	\$15,883	\$4,905,524	\$900		
Mar 10	\$6,915,139	\$1,114	\$0	\$0	\$17,131,775	\$3,250	\$113,763	\$22	\$24,160,677	\$4,386	\$290	\$20,559	\$4,211,005	\$897		
Apr 10	\$6,166,073	\$935			\$17,134,731	\$2,955	\$113,804	\$20	\$23,414,608	\$3,910	\$264	\$24,733	\$3,531,776	\$791		
May 10	\$5,166,943	\$869			\$17,137,503	\$2,773	\$113,823	\$18	\$22,418,269	\$3,661	\$259	\$28,653	\$2,784,049	\$537	\$9,093,433	\$851
Jun 10	\$4,167,690	\$748			\$17,141,219	\$3,716	\$113,848	\$25	\$21,422,758	\$4,488	\$241	\$33,381	\$1,728,492	\$524	\$8,434,178	\$1,883
July 10	\$2,068,264	\$574			\$14,144,295	\$3,214	\$113,870	\$22	\$16,326,429	\$3,811	\$338	\$37,530	\$859,041	\$295	\$7,893,676	\$1,634
Aug 10	\$2,068,265	\$400			\$13,647,377	\$3,105	\$113,894	\$24	\$15,829,536	\$3,529	\$213	\$41,272	\$546,529	\$192	\$7,283,286	\$1,643
Sep 10	<b>\$2,068,665</b>	<b>\$263</b>			<b>\$12,149,870</b>	<b>\$2,516</b>	<b>\$113,916</b>	<b>\$22</b>	<b>\$14,332,451</b>	<b>\$2,802</b>	<b>\$150</b>	<b>\$32,307</b>	\$520,255	\$151	\$6,669,219	\$1,472
Oct 10	\$9,070,444	\$1,515			\$2,150,500	\$607	\$113,938	\$22	\$11,334,882	\$2,144	\$175	\$2,319	\$101,566	\$55	\$5,887,130	\$1,247
Nov 10	\$7,071,714	\$1,270			\$2,151,063	\$563	\$113,962	\$24	\$9,336,739	\$1,857	\$326	\$4,502	\$101,588	\$21	\$4,754,704	\$1,057
Dec 10	\$12,072,787	\$1,073			\$2,151,353	\$401	\$113,983	\$21	\$14,338,124	\$1,496	\$485	\$6,483	\$4,535	\$17	\$3,817,954	\$942
Jan 11	\$19,075,153	\$2,365			\$2,151,785	\$401	\$114,004	\$21	\$21,340,942	\$2,788	\$565	\$9,836	\$4,567	\$1	\$2,771,928	\$643
Feb 11	\$24,777,803	\$2,650			\$2,152,100	\$345	\$114,023	\$18	\$27,043,925	\$3,013	\$400	\$13,249	\$0	\$0	\$2,134,635	\$409
Mar 11	\$22,780,771	\$2,969			\$2,152,465	\$365	\$114,042	\$19	\$25,047,278	\$3,353	\$277	\$16,879			\$1,751,908	\$417
Apr 11	\$20,782,826	\$2,054			\$2,152,806	\$341	\$114,060	\$18	\$23,049,692	\$2,414	\$295	\$19,587			\$1,282,230	\$229
May 11	\$19,284,272	\$1,446			\$2,153,183	\$377	\$114,080	\$20	\$21,551,535	\$1,843	\$297	\$21,728			\$1,072,861	\$215
Jun 11																
July 11																
Aug 11																
Sep 11																





## Investment Overview Ending May 31, 2011

### SUMMARY

Tex Pool Clearing	\$19,284,272
JP Morgan Chase HBSA	<u>\$2,153,183</u>
<b>Total Non Restrictive investments</b>	<b>\$21,437,455</b>
Amarillo National Bank Closing	<u>\$2,140,690</u>
<b>Cash On Hand</b>	<b>\$23,578,144</b>
Restrictive JP Morgan Chase Building Funds	\$1,072,861
Restrictive JP Morgan Chase Debt Service	<u>\$114,080</u>
<b>Total Investments and Cash</b>	<b>\$24,765,086</b>

### INVESTMENTS & CASH

- Tex Pool Clearing
- JP Morgan Chase HBSA
- JP Morgan Building/Debt
- Amarillo National Bank Closing

