



RANDALL COUNTY TREASURER REPORT

For November 2009

Currency & Investments

Commissioners' Court
Randall County Treasurer
Glenna Canada
Court date - December 22, 2009

Enclosed are:

Amarillo National Bank Clearing Account – Page 1

Bank Deposit – Page 2

Tex Pool Accounts – Page 3

Investment Accounts – Page 4

Investment Overview – Page 5

ANB Amarillo Economic Analysis – Page 6

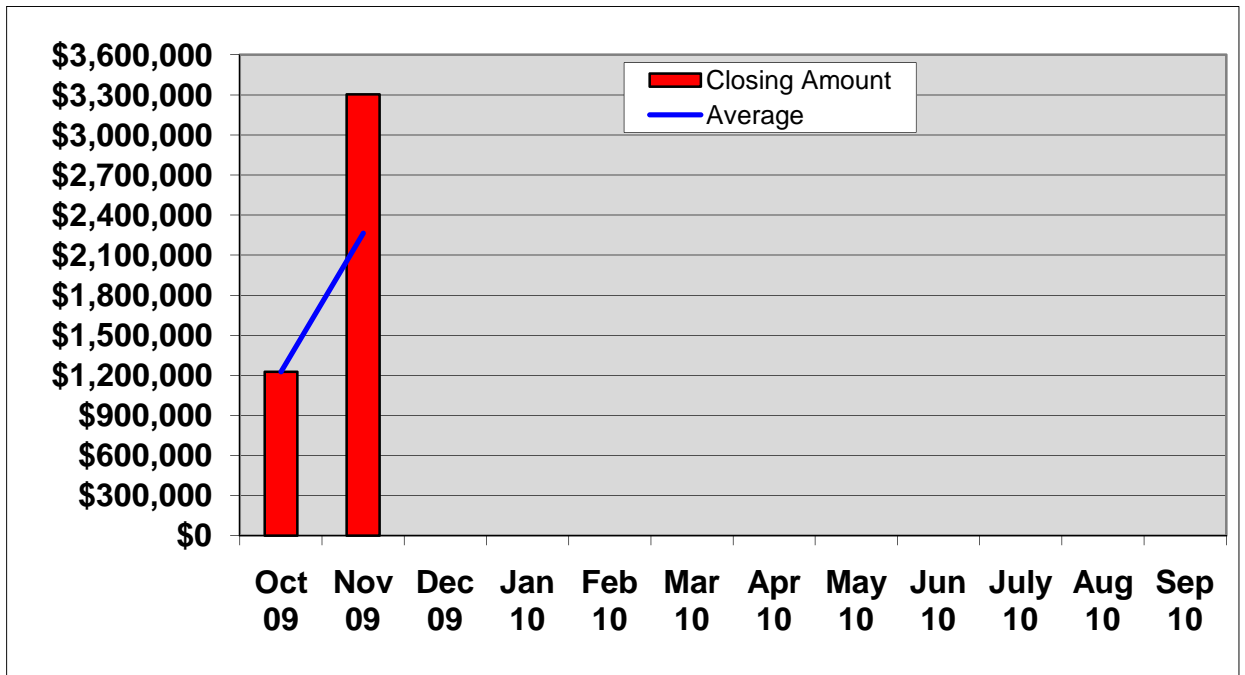
Glenna Canada

Information is operational data as of November 30, 2009



Amarillo National Bank Clearing Account

	Opening	Deposit	Withdrawals	Closing
Oct 08	\$1,386,169	\$3,739,944	\$4,172,613	\$953,500
Nov 08	\$953,500	\$2,887,808	\$3,061,295	\$780,013
Dec 08	\$780,013	\$8,423,055	\$7,905,020	\$1,298,048
Jan 09	\$1,298,048	\$12,781,348	\$12,666,243	\$1,413,152
Feb 09	\$1,413,152	\$5,983,121	\$6,294,234	\$1,102,040
Mar 09	\$1,102,040	\$2,670,864	\$3,137,732	\$635,171
Apr 09	\$635,171	\$4,086,527	\$3,539,585	\$1,182,112
May 09	\$1,182,112	\$2,870,649	\$3,141,709	\$911,052
June 09	\$911,052	\$3,640,688	\$3,884,252	\$667,488
July 09	\$667,488	\$5,878,207	\$5,353,899	\$1,191,796
Aug 09	\$1,191,796	\$2,571,442	\$2,904,729	\$858,509
Sep 09	\$858,509	\$4,870,276	\$4,636,540	\$1,092,245
Oct 09	\$1,092,245	\$5,756,480	\$5,622,949	\$1,225,776
Nov 09	\$1,225,776	\$6,743,665	\$4,665,946	\$3,303,495
Dec 09				
Jan 10				
Feb 10				
Mar 10				
Apr 10				
May 10				
Jun 10				
July 10				
Aug 10				
Sep 10				

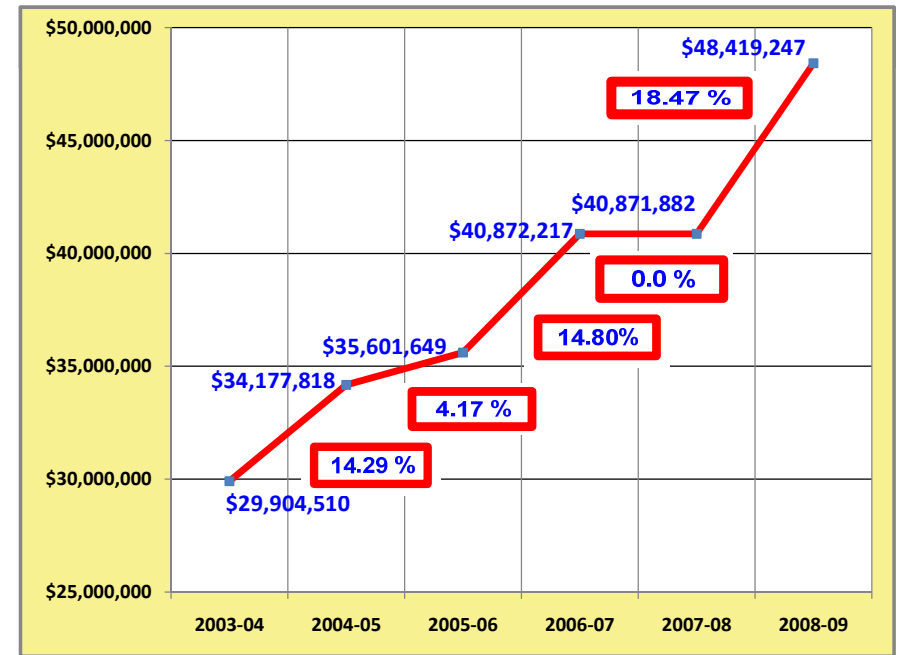
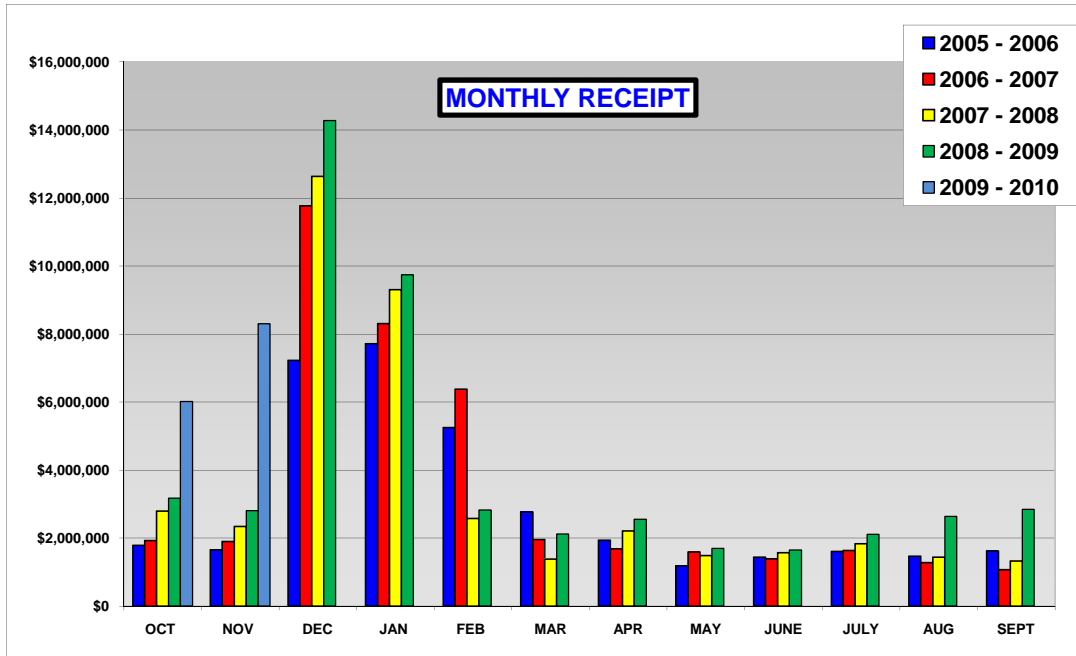


Source: ANB Monthly Statements



CASH RECEIPTS FOR 2009 - 2010

MONTH	DISTRICT CLERK	COUNTY CLERK	SHERIFF	JP#1	JP#4	TAX OFFICE (OTHER)	DISTRICT ATTORNEY	STATE COMP.	ACCT. 050-51 YCHP	ACCT. 022 JUV PRO	ADVALOREM TAXES	OTHER INCOME	JUV. PROB. TRANSFERS	MONTHLY RECEIPT TOTAL
Oct 09	\$119,915	\$152,905	\$247,569	\$67,001	\$55,757	\$146,844	\$59,700	\$107,128	\$105,825	\$81,621	\$2,467,611	\$2,954,930	\$75,000	\$6,014,186
Nov 09	\$110,060	\$236,332	\$90,142	\$53,834	\$57,825	\$110,821	\$49,705	\$452,548	\$469,347	\$137,028	\$1,421,494	\$5,110,833	\$0	\$8,299,970
Dec 09														\$0
Jan 10														\$0
Feb 10														\$0
Mar 10														\$0
Apr 10														\$0
May 10														\$0
Jun 10														\$0
July 10														\$0
Aug 10														\$0
Sep 10														\$0
TOTAL	\$229,975	\$389,237	\$337,711	\$120,835	\$113,582	\$257,665	\$109,405	\$559,676	\$575,172	\$218,649	\$3,889,105	\$8,065,763	\$75,000	\$14,314,156





TEX POOL INVESTMENT ACCOUNTS

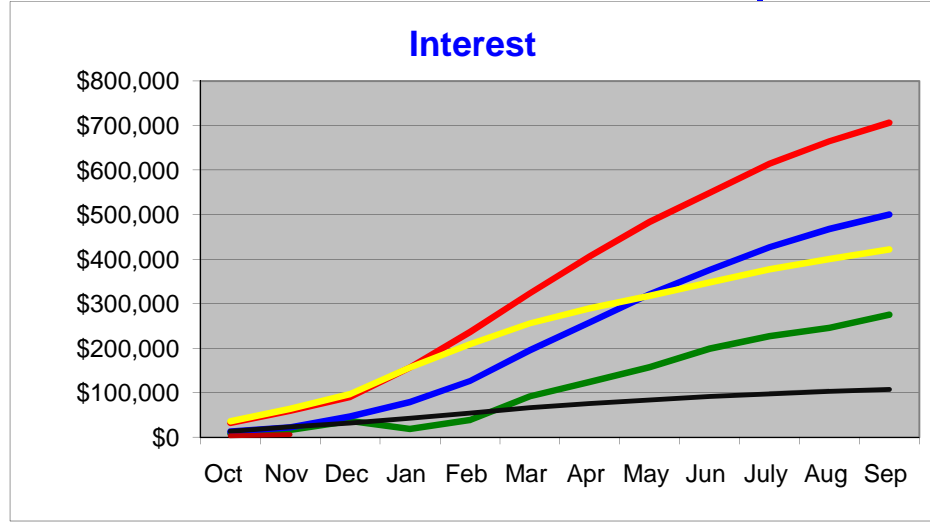
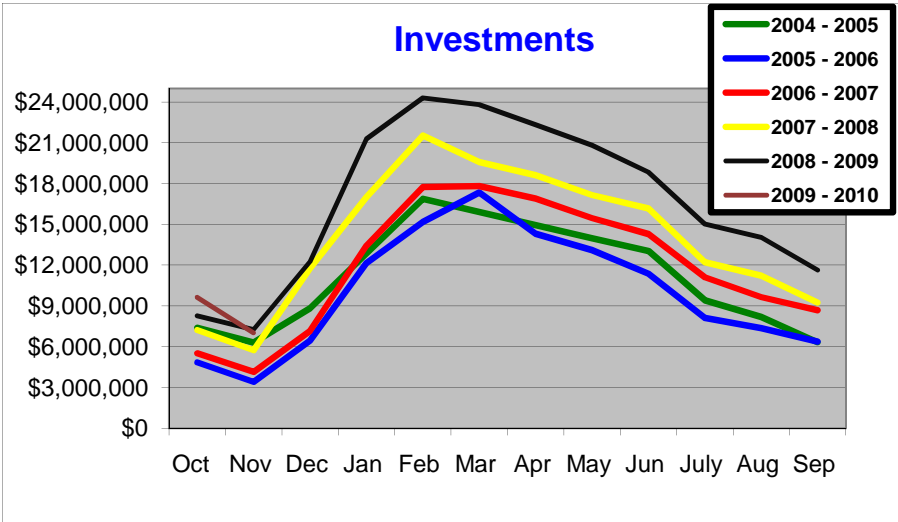
Month	Clearing	Juvenile	1998	Court Cost
	Account	Probation Fund	Construction	
Oct 06	\$546,216	\$1,181,091	\$113,891	\$7,731
Nov 06	\$548,586	\$1,186,214	\$114,385	\$7,765
Dec 06	\$551,049	\$1,191,540	\$114,899	\$7,800
Jan 07	\$553,516	\$1,196,875	\$115,413	\$7,834
Feb 07	\$1,057,711	\$1,201,723	\$115,880	\$7,866
Mar 07	\$1,062,466	\$1,207,125	\$116,401	\$7,902
Apr 07	\$1,067,072	\$1,212,358	\$116,906	\$7,936
May 07	\$1,071,836	\$1,217,771	\$117,428	\$7,971
Jun 07	\$1,076,495	\$1,223,064	\$117,938	\$8,009
July 07	\$1,081,318	\$1,228,544	\$118,467	\$8,042
Aug 07	\$1,086,137	\$1,234,019	\$118,995	\$8,078
Sep 07	\$1,090,720	\$1,239,226	\$119,497	\$8,112
Oct 07	\$1,095,285	\$1,244,412	\$119,997	\$8,146
Nov 07	\$1,099,529	\$1,249,234	\$120,462	\$8,177
Dec 07	\$1,103,784	\$1,254,067	\$120,928	\$8,209
Jan 08	\$1,107,764	\$1,258,591	\$121,364	\$8,239
Feb 08	\$4,062,763	\$1,262,028	\$121,696	\$8,261
Mar 08	\$4,063,093	\$1,265,214	\$122,002	\$8,281
Apr 08	\$4,081,211	\$1,267,759	\$122,248	\$8,282
May 08	\$4,089,118	\$1,270,215	\$122,485	\$8,315
Jun 08	\$11,108,396	\$1,272,578	\$122,713	\$8,330
July 08	\$9,129,077	\$1,275,006	\$122,947	\$8,346
Aug 08	\$8,145,938	\$1,277,483	\$123,186	\$8,362
Sep 08	\$6,160,280	\$1,280,010	\$123,430	\$8,379
Oct 08	\$5,169,417	\$1,282,159	\$123,637	\$8,393
Nov 08	\$4,176,231	\$1,284,079	\$123,822	\$8,405
Dec 08	\$4,181,500	\$1,285,699	\$123,978	\$8,416
Jan 09	\$10,187,293	\$1,286,740	\$124,079	\$8,423
Feb 09	\$13,193,432	\$1,287,400	\$0	\$8,427
Mar 09	\$12,699,865	\$1,288,033	CLOSE ACCOUNT	\$8,431
Apr 09	\$11,204,456	\$1,288,537		\$8,435
May 09	\$9,708,251	\$1,289,011		\$8,438
Jun 09	\$7,711,144	\$1,289,428		\$8,440
July 09	\$3,900,036	\$1,289,799		\$8,443
Aug 09	\$3,901,155	\$1,290,169		\$8,445
Sep 09	\$3,902,060	\$1,290,468		\$8,447
Oct 09	\$3,902,755	\$1,290,698		\$8,449
Nov 09	\$1,911,581	\$1,290,922		Closed
Dec 09				
Jan 10				
Feb 10				
Mar 10				
Apr 10				
May 10				
Jun 10				
July 10				
Aug 10				
Sep 10				



INVESTMENT ACCOUNTS

End	Tex Pool		First United		Chase		Chase		Chase		Total	Invs Total	AN Bank	Interest	Chase		
Month	Clearing	Interest	MMIA	Interest	HBSA 1	Interest	HBSA 2	Interest	Debt Serv	Int	Investments	Interest	Interest	To Date	Building	Interest	Todate
Oct 08	\$5,169,417	\$9,137			\$2,974,012	\$3,002			\$113,304	\$105	\$8,256,734	\$12,244	\$1,246	\$13,490			
Nov 08	\$4,176,231	\$6,814			\$2,976,276	\$2,265			\$113,374	\$70	\$7,265,882	\$9,148	\$548	\$23,186			
Dec 08	\$4,181,500	\$5,269			\$2,978,600	\$2,323	\$5,000,303	\$315	\$113,441	\$67	\$12,273,844	\$7,974	\$513	\$31,673			
Jan 09	\$10,187,294	\$5,794			\$2,979,823	\$1,223	\$8,004,004	\$3,648	\$113,464	\$23	\$21,284,585	\$10,688	\$304	\$42,665			
Feb 09	\$13,193,432	\$6,139			\$2,980,965	\$1,142	\$8,007,686	\$3,682	\$113,486	\$22	\$24,295,569	\$10,985	\$286	\$53,935			
Mar 09	\$12,699,865	\$6,433			\$2,982,371	\$1,306	\$8,011,896	\$4,210	\$113,511	\$25	\$23,807,643	\$11,974	\$151	\$66,060			
Apr 09	\$11,204,456	\$4,591			\$2,983,496	\$1,225	\$8,015,186	\$3,290	\$113,534	\$23	\$22,316,673	\$9,130	\$208	\$75,397			
May 09	\$9,708,351	\$3,894			\$2,984,672	\$1,176	\$8,018,346	\$3,160	\$113,557	\$23	\$20,824,926	\$8,253	\$191	\$83,842			
Jun 09	\$7,711,144	\$2,793			\$2,985,749	\$1,177	\$8,021,508	\$3,161	\$113,582	\$25	\$18,831,982	\$7,156	\$195	\$91,193			
July 09	\$3,900,036	\$1,880			\$2,986,989	\$1,140	\$8,024,571	\$3,064	\$113,606	\$24	\$15,025,202	\$6,108	\$195	\$97,495	\$11,300,539	\$557	\$557
Aug 09	\$3,901,155	\$1,120			\$1,987,831	\$888	\$8,027,636	\$3,065	\$113,630	\$24	\$14,030,253	\$5,097	\$216	\$102,808	\$10,816,607	\$4,148	\$4,704
Sep 09	\$3,902,060	\$905			\$1,088,326	\$540	\$6,530,127	\$2,560	\$113,653	\$23	\$11,634,166	\$4,029	\$215	\$107,052	\$10,401,094	\$3,927	\$8,631
Oct 09	\$3,902,755	\$694			\$1,088,675	\$350	\$4,531,942	\$1,906	\$113,676	\$23	\$9,637,048	\$2,974	\$259	\$3,233	\$9,449,488	\$3,301	\$11,932
Nov 09	\$1,290,922	\$224			\$1,089,008	\$333	\$4,533,392	\$1,450	\$113,700	\$24	\$7,027,023	\$2,031	\$541	\$5,805	\$7,797,820	\$2,562	\$14,495
Dec 09																	
Jan 10																	
Feb 10																	
Mar 10																	
Apr 10																	
May 10																	
Jun 10																	
July 10																	
Aug 10																	
Sep 10																	

Open Account





Investment Overview Ending November 30, 2009

SUMMARY

Tex Pool Clearing	\$1,290,922
JP Morgan Chase HBSA 1	\$1,089,008
JP Morgan Chase HBSA 2	<u>\$4,533,392</u>
Total Non Restrictive investments	\$6,913,322
Amarillo National Bank Closing	<u>\$3,303,495</u>
Cash On Hand	\$10,216,818
Restrictive JP Morgan Chase Building Fund	\$7,797,820
Restrictive JP Morgan Chase Debt Service	<u>\$113,700</u>
Total Investments and Cash	\$18,128,338

INVESTMENTS & CASH

