



# RANDALL COUNTY TREASURER REPORT

For November 2011

---

## Currency & Investments

Commissioners' Court  
Randall County Treasurer  
Glenna Canada  
Court date - December 27, 2011

## Enclosed are:

Amarillo National Bank Clearing Account – Page 1

Bank Deposit – Page 2

Tex Pool Accounts – Page 3

Investment Accounts – Page 4

Investment Overview – Page 5

ANB Amarillo Economic Analysis – Page 6

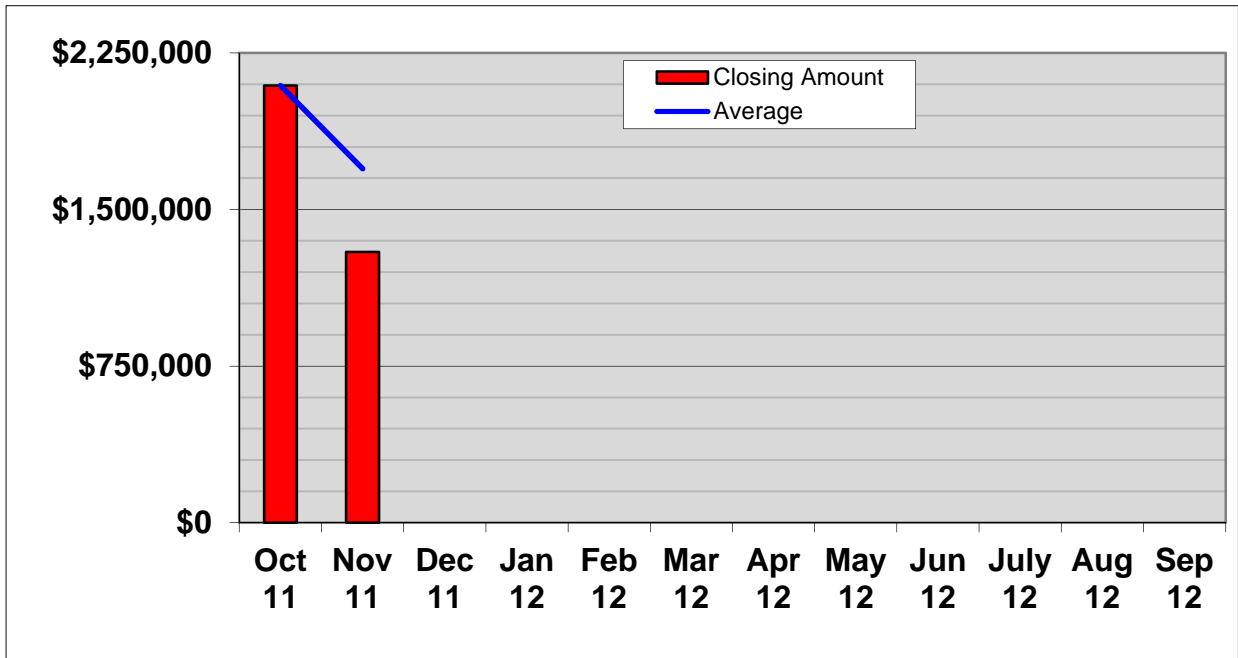
*Glenna Canada*

Information is operational data as of November 30, 2011



# Amarillo National Bank Clearing Account

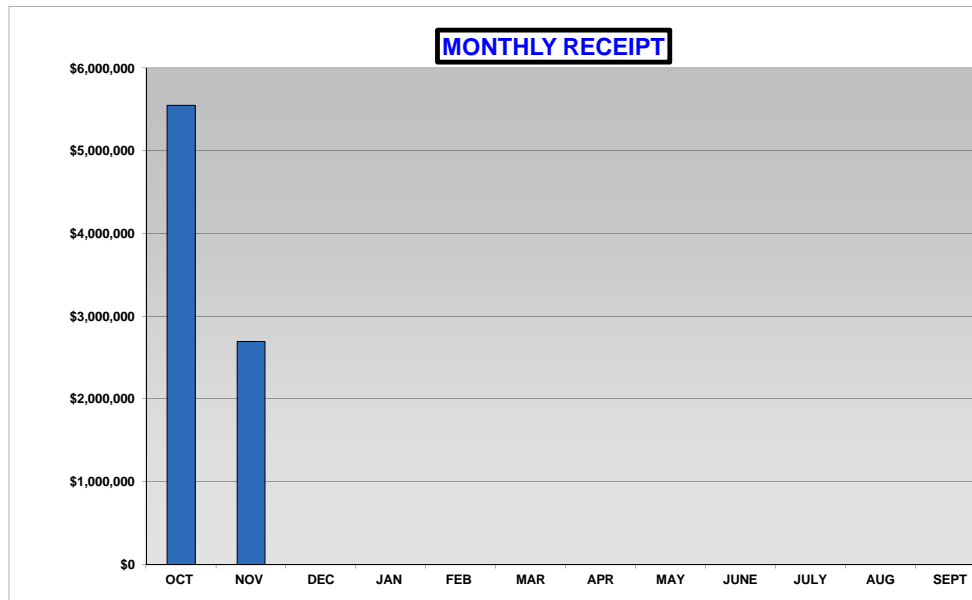
	Opening	Deposit	Withdrawals	Closing
Oct 10	\$970,134	\$25,652,216	\$25,498,130	\$1,124,220
Nov 10	\$1,124,220	\$5,336,339	\$4,877,957	\$1,582,602
Dec 10	\$1,582,602	\$10,320,680	\$9,546,213	\$2,357,068
Jan 11	\$2,357,068	\$19,636,783	\$18,528,052	\$3,465,800
Feb 11	\$3,465,800	\$12,106,219	\$14,234,429	\$1,337,589
Mar 11	\$1,337,589	\$4,935,906	\$4,499,154	\$1,774,341
Apr 11	\$1,774,341	\$3,804,901	\$3,813,645	\$1,765,597
May 11	\$1,765,597	\$3,861,890	\$3,486,798	\$2,140,690
Jun 11	\$2,140,690	\$2,808,849	\$3,188,954	\$1,760,585
July 11	\$1,760,585	\$6,173,899	\$6,454,458	\$1,480,026
Aug 11	\$1,480,026	\$3,162,970	\$3,390,858	\$1,252,139
Sep 11	\$1,252,139	\$4,264,862	\$3,760,854	\$1,756,147
Oct 11	\$1,756,147	\$5,014,479	\$4,676,666	\$2,093,960
Nov 11	\$2,093,960	\$2,740,941	\$3,538,048	\$1,296,852
Dec 11				
Jan 12				
Feb 12				
Mar 12				
Apr 12				
May 12				
Jun 12				
July 12				
Aug 12				
Sep 12				





# CASH RECEIPTS FOR 2011 - 2012

MONTH	DISTRICT CLERK	COUNTY CLERK	SHERIFF	JP#1	JP#4	TAX OFFICE (OTHER)	DISTRICT ATTORNEY	STATE COMP.	ACCT. 050-51 YCHP	ACCT. 022 JUV PRO	ADVALOREM TAXES	OTHER RECEIPTS	OTHER TRANSFERS	JUV. PROB. TRANSFERS	MONTHLY RECEIPT TOTAL
Oct 11	\$119,890	\$161,441	\$264,955	\$58,521	\$78,223	\$151,993	\$36,580	\$84,256	\$300,678	\$230,779	\$1,457,563	\$244,707	\$2,359,500	\$0	\$5,549,086
Nov 11	\$113,813	\$158,021	\$97,574	\$51,550	\$57,641	\$157,478	\$44,895	\$8,060	\$302,441	\$83,438	\$1,134,421	\$423,337	\$0	\$65,000	\$2,697,671
Dec 11															\$0
Jan 12															\$0
Feb 12															\$0
Mar 12															\$0
Apr 12															\$0
May 12															\$0
Jun 12															\$0
July 12															\$0
Aug 12															\$0
Sep 12															\$0
<b>TOTAL</b>	<b>\$233,703</b>	<b>\$319,463</b>	<b>\$362,529</b>	<b>\$110,071</b>	<b>\$135,864</b>	<b>\$309,472</b>	<b>\$81,475</b>	<b>\$92,316</b>	<b>\$603,119</b>	<b>\$314,217</b>	<b>\$2,591,984</b>	<b>\$668,044</b>	<b>\$2,359,500</b>	<b>\$65,000</b>	<b>\$8,246,757</b>





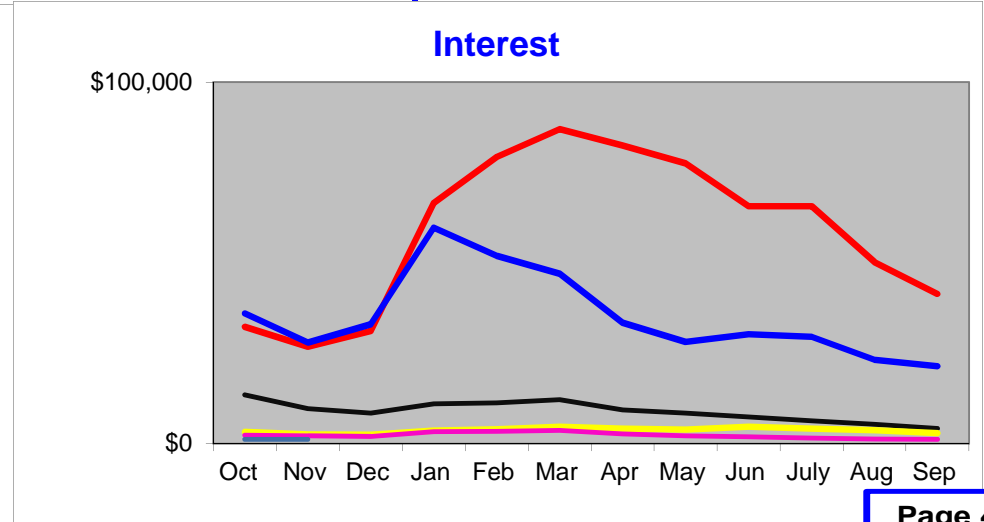
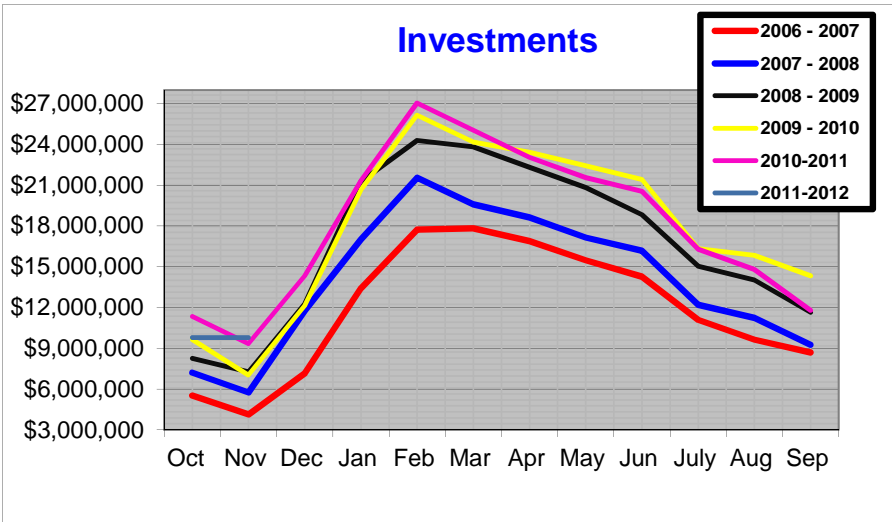
# TEX POOL INVESTMENT ACCOUNTS

Month	Clearing	Juvenile	1998	Court Cost
	Account	Probation Fund	Construction	
Oct 08	\$5,169,417	\$1,282,159	\$123,637	\$8,393
Nov 08	\$4,176,231	\$1,284,079	\$123,822	\$8,405
Dec 08	\$4,181,500	\$1,285,699	\$123,978	\$8,416
Jan 09	\$10,187,293	\$1,286,740	\$124,079	\$8,423
Feb 09	\$13,193,432	\$1,287,400	\$0	\$8,427
Mar 09	\$12,699,865	\$1,288,033	Closed	\$8,431
Apr 09	\$11,204,456	\$1,288,537		\$8,435
May 09	\$9,708,251	\$1,289,011		\$8,438
Jun 09	\$7,711,144	\$1,289,428		\$8,440
July 09	\$3,900,036	\$1,289,799		\$8,443
Aug 09	\$3,901,155	\$1,290,169		\$8,445
Sep 09	\$3,902,060	\$1,290,468		\$8,447
Oct 09	\$3,902,755	\$1,290,698		\$8,449
Nov 09	\$1,911,581	\$1,290,922		Closed
Dec 09	\$6,412,125	\$1,291,151		
Jan 10	\$6,413,013	\$1,291,330		
Feb 10	\$8,914,024	\$1,291,480		
Mar 10	\$6,915,139	\$1,291,653		
Apr 10	\$6,166,073	\$1,291,829		
May 10	\$5,166,943	\$1,292,042		
Jun 10	\$4,167,690	\$1,292,262		
July 10	\$2,068,264	\$1,292,510		
Aug 10	\$2,068,665	\$1,292,760		
Sep 10	\$568,928	\$1,292,990		
Oct 10	\$9,070,444	\$1,293,214		
Nov 10	\$7,071,714	\$1,293,418		
Dec 10	\$12,072,787	\$1,293,802		
Jan 11	\$19,075,153	\$1,293,776		
Feb 11	\$24,777,803	\$1,293,922		
Mar 11	\$22,780,771	\$1,294,083		
Apr 11	\$20,782,826	\$1,294,202		
May 11	\$19,284,272	\$1,294,294		
Jun 11	\$18,285,524	\$1,294,379		
July 11	\$16,286,500	\$1,294,452		
Aug 11	\$14,787,640	\$1,294,545		
Sep 11	\$11,788,678	\$1,294,644		
Oct 11	\$9,789,421	\$1,294,736		
Nov 11	\$9,790,290	\$1,294,851		
Dec 11				
Jan 12				
Feb 12				
Mar 12				
Apr 12				
May 12				
June 12				
July 12				
Aug 12				
Sept 12				



# INVESTMENT ACCOUNTS

End Month	Tex Pool Clearing	Tex Pool Interest	Chase HBSA 2	Chase HBSA 2 Interest	Chase Debt Serv	Chase Int	Total Investments	Invs Total Interest	AN Bank Interest	Interest To Date	Chase CO 2009	Chase CO 2009 Interest	Chase CO 2010	Chase CO 2010 Interest
Oct 10	\$9,070,444	\$1,515	\$2,150,500	\$607	\$113,938	\$22	\$11,334,882	\$2,143	\$175	\$2,318	\$101,566	\$55	\$5,887,130	\$1,247
Nov 10	\$7,071,714	\$1,270	\$2,151,063	\$563	\$113,962	\$24	\$9,336,739	\$1,857	\$326	\$4,501	\$101,588	\$21	\$4,754,704	\$1,057
Dec 10	\$12,072,787	\$1,073	\$2,151,353	\$401	\$113,983	\$21	\$14,338,124	\$1,496	\$485	\$6,482	\$4,535	\$17	\$3,817,954	\$942
Jan 11	\$19,075,153	\$2,365	\$2,151,785	\$401	\$114,004	\$21	\$21,340,942	\$2,788	\$565	\$9,834	\$4,567	\$1	\$2,771,928	\$643
Feb 11	\$24,777,803	\$2,650	\$2,152,100	\$345	\$114,023	\$18	\$27,043,926	\$3,013	\$400	\$13,248	\$0	\$0	\$2,134,635	\$409
Mar 11	\$22,780,771	\$2,969	\$2,152,465	\$365	\$114,042	\$19	\$25,047,278	\$3,353	\$277	\$16,878	Closed Account		\$1,751,908	\$417
Apr 11	\$20,782,826	\$2,054	\$2,152,806	\$341	\$114,060	\$18	\$23,049,692	\$2,414	\$295	\$19,586	Closed Account		\$1,282,230	\$229
May 11	\$19,284,272	\$1,446	\$2,153,183	\$377	\$114,080	\$20	\$21,551,535	\$1,843	\$297	\$21,726	Closed Account		\$1,072,861	\$215
Jun 11	\$18,285,524	\$1,252	\$2,153,536	\$353	\$114,099	\$19	\$20,553,159	\$1,624	\$268	\$23,618	Closed Account		\$914,744	\$162
July 11	\$16,286,500	\$976	\$283	\$283	\$0	\$15	\$16,286,783	\$1,274	\$241	\$25,133	Closed Account		\$480,838	\$133
Aug 11	\$14,787,640	\$1,140	\$268	\$0	\$0	\$0	\$14,787,908	\$1,140	\$110	\$26,383	Closed Account		\$450,107	\$86
Sep 11	<b>\$11,788,678</b>	<b>\$1,038</b>	<b>\$0</b>	<b>\$0</b>	<b>\$0</b>	<b>\$0</b>	<b>\$11,788,678</b>	<b>\$1,038</b>	<b>\$160</b>	<b>\$27,582</b>	Closed Account		<b>\$443,205</b>	<b>\$63</b>
Oct 11	\$9,789,421	\$743	Closed Account		Closed Account		\$9,789,421	\$743	\$432	\$1,175	Closed Account		\$83,738	\$34
Nov 11	\$9,790,290	\$869	Closed Account		Closed Account		\$9,790,290	\$869	\$309	\$2,353	Closed Account		\$0	\$2
Dec 11			Closed Account		Closed Account						Closed Account			
Jan 12			Closed Account		Closed Account						Closed Account			
Feb 12			Closed Account		Closed Account						Closed Account			
Mar 12			Closed Account		Closed Account						Closed Account			
Apr 12			Closed Account		Closed Account						Closed Account			
May 12			Closed Account		Closed Account						Closed Account			
Jun 12			Closed Account		Closed Account						Closed Account			
July 12			Closed Account		Closed Account						Closed Account			
Aug 12			Closed Account		Closed Account						Closed Account			
Sep 12			Closed Account		Closed Account						Closed Account			





# Investment Overview Ending November 30, 2011

## SUMMARY

<b>Tex Pool Clearing</b>	<b><u>\$9,790,290</u></b>
<b>Total Non Restrictive investments</b>	<b>\$9,790,290</b>
<b>Amarillo National Bank Closing</b>	<b><u>\$1,296,852</u></b>
<b>Cash On Hand</b>	<b>\$11,087,142</b>

